

VEVOR[®]

TOUGH TOOLS, HALF PRICE

Technical Support and E-Warranty Certificate www.vevor.com/support

COMBINATION PRESENTATION BOARDS INSTRUCTION MANUAL

MPL-2030

MPL-2436


MPL-4836

We continue to be committed to provide you tools with competitive price. "Save Half", "Half Price" or any other similar expressions used by us only represents an estimate of savings you might benefit from buying certain tools with us compared to the major top brands and does not necessarily mean to cover all categories of tools offered by us. You are kindly reminded to verify carefully when you are placing an order with us if you are actually saving half in comparison with the top major brands.

VEVOR®

Combination Presentation Boards

MPL-2030 MPL-2436 MPL-4836



NEED HELP? CONTACT US!

Have product questions? Need technical support? Please feel free to contact us:

Technical Support and E-Warranty Certificate
www.vevor.com/support

This is the original instruction, please read all manual instructions carefully before operating. VEVOR reserves a clear interpretation of our user manual. The appearance of the product shall be subject to the product you received. Please forgive us that we won't inform you again if there are any technology or software updates on our product.

ASSEMBLY PRECAUTIONS



WARNING:

Read this manual before using this product. Failure to do so can result in serious injury. SAVE THIS MANUAL

1. Assemble needs to follow these instructions. Incorrect assembly can be a hazard.
2. Wear safety goggles and heavy-duty work gloves during assembly.
3. Do not assemble when tired or when under the influence of alcohol, drugs or medication.
4. Weight capacity and other product capabilities apply to a properly and completely assembled product only.
5. Keep the assembly area clean and well-lit.
6. Keep bystanders out of the area during assembly.


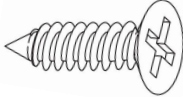

USE PRECAUTIONS



WARNING: TO PREVENT SERIOUS INJURY AND DEATH FROM TIPPING:

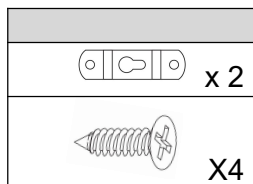
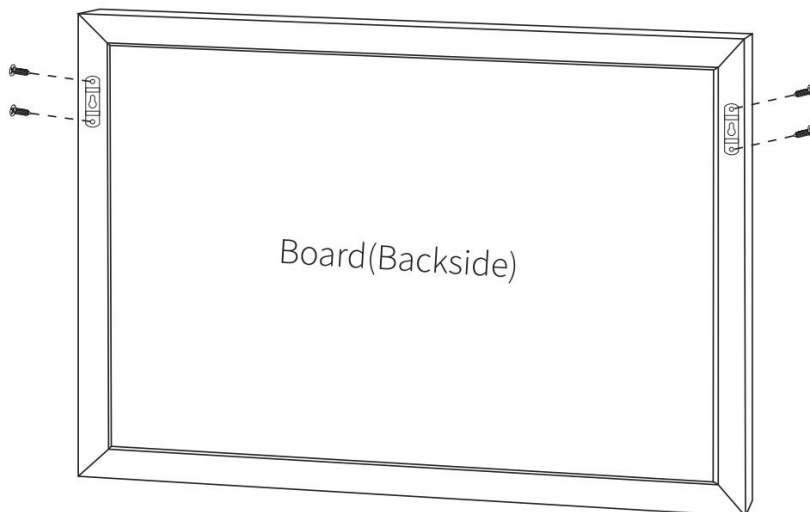
1. Do not use hard objects to knock, hit, scratch the board.
2. Use as intended only. Do not sit or stand on the product.
3. Inspect before every use. Do not use it if parts are loose or damaged.
4. Use on flat, level, and hard surfaces only.

PARTS LIST

	MPL-2030 MPL-2436 MPL-4836
 A	2PCS
 B	4PCS
 C	15PCS

ASSEMBLY STEPS(Hanging Instructions)

Thanks for purchasing one of our products, please read the assembly steps carefully before installation



PRODUCT PARAMETERS

Model	MPL-2030	MPL-2436	MPL-4836
Board Type	Linen	Linen	Linen
Product Size	762*508*18mm	600*900*18mm	900*1200*18mm

Manufacturer: Shanghaimuxinmuyeyouxiangongsi

Address: Shuangchenglu 803nong11hao1602A-1609shi, baoshanqu, shanghai 200000 CN.

Imported to AUS: SIHAO PTY LTD. 1 ROKEVA STREETEASTWOOD NSW 2122 Australia

Imported to USA: Sanven Technology Ltd. Suite 250, 9166 Anaheim Place, Rancho Cucamonga, CA 91730

EC	RE
-----------	-----------

E-CrossStu GmbH
Mainzer Landstr.69, 60329 Frankfurt am Main.

UK	RE
-----------	-----------

YH CONSULTING LIMITED.
C/O YH Consulting Limited Office 147, Centurion House, London Road, Staines-upon-Thames, Surrey, TW18 4AX

VEVOR[®]

TOUGH TOOLS, HALF PRICE

Technical Support and E-Warranty Certificate

www.vevor.com/support