

VEVOR[®]

TOUGH TOOLS, HALF PRICE

Technical Support and E-Warranty Certificate www.vevor.com/support

EXECUTIVE CHAIR

USER MANUAL

MODEL:GF-82727H

We continue to be committed to provide you tools with competitive price.

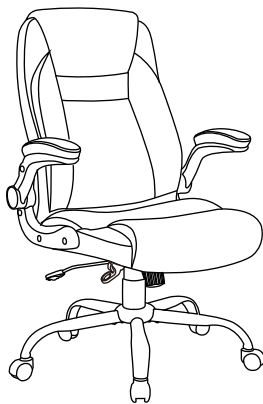
"Save Half", "Half Price" or any other similar expressions used by us only represents an estimate of savings you might benefit from buying certain tools with us compared to the major top brands and does not necessarily mean to cover all categories of tools offered by us. You are kindly reminded to verify carefully when you are placing an order with us if you are actually Saving Half in comparison with the top major brands.

VEVOR®

TOUGH TOOLS, HALF PRICE

EXECUTIVE CHAIR

MODEL: GF-82727H



NEED HELP? CONTACT US!

Have product questions? Need technical support? Please feel free to contact us:

Technical Support and E-Warranty Certificate
www.vevor.com/support

This is the original instruction, please read all manual instructions carefully before operating. VEVOR reserves a clear interpretation of our user manual. The appearance of the product shall be subject to the product you received. Please forgive us that we won't inform you again if there are any technology or software updates on our product.

SAFETY INSTRUCTIONS

WARNING:

Read this instructions carefully before using this product. Failure to do so can result in serious injury.

Assembly precautions





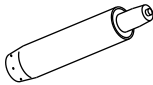
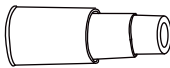
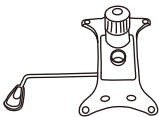


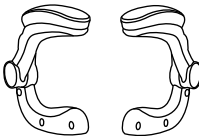
1. Assemble only should be according to these instructions. Improper assembly can result in hazards.
2. Wear ANSI-approved safety goggles and heavy-duty work gloves during assembly.
3. Keep the assembly area clean and well-lit.
4. Keep bystanders out of the area during assembly.
5. Do not assemble when tired or when under the influence of alcohol, drugs or medication.
6. The product capabilities apply to properly and completely assembled products only.
7. Assemble on a flat, level, hard and smooth surface capable of safely supporting the executive chair.
8. For additional information regarding the parts listed in the following pages, please refer to the Assembly Diagram of this manual. Unwrap and separate all parts in a clean work area.

Use precautions


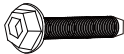


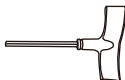
1. Do not exceed weight capacities.
2. Use only on a flat, level, hard and smooth surface capable of safely supporting a fully loaded executive chair.
3. Use as intended only.
4. Inspect before every use; do not use if parts are loose or damaged.

SAVE THESE INSTRUCTIONS





PARTS LIST

(1)	(2)	(2-1)
 <p>Caster : 5 pcs</p>	 <p>Base : 5 pcs</p>	 <p>Feet Base : 1 pc</p>
		(2-2)
		 <p>Feet Base Cover : 1 pc</p>
(3)	(4)	(5)
 <p>Gas Lift : 1 pc</p>	 <p>Gas Lift Cover : 1 pc</p>	 <p>Seat Plate : 1 pc</p>
(6)	(7)	(8)
 <p>Seat Cushion : 1 pc</p>	 <p>Back Cushion : 1 pc</p>	<p>8-R 8-L</p>  <p>Armrest: 1 Pair</p>

Hardware

A	B	C	D	E
 <p>1/4x7/8" Screw : 4 pcs</p>	 <p>1/4x1" Screw : 8 pcs</p>	 <p>M6*12mm" Screw : 10 pcs</p>	 <p>Cap : 8 pcs</p>	 <p>Wrench : 1 pc</p>

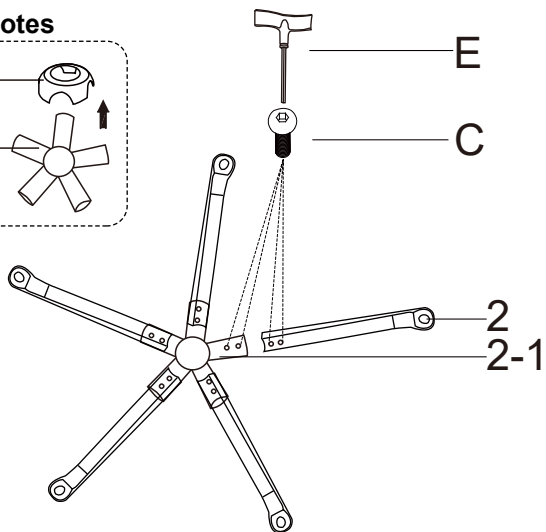
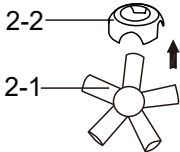
Spare Parts

 <p>1/4x7/8" Screw : 1 pc</p>	 <p>1/4x1" Screw : 1 pc</p>	 <p>M6*12mm" Screw : 1 pc</p>	 <p>Cap : 1 pc</p>
--	--	--	---

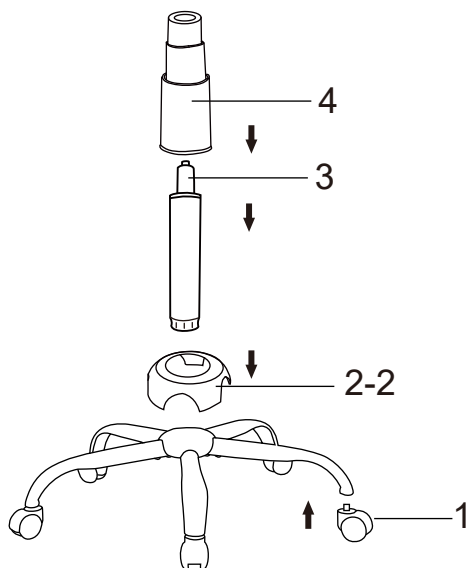
ASSEMBLY STEP

1

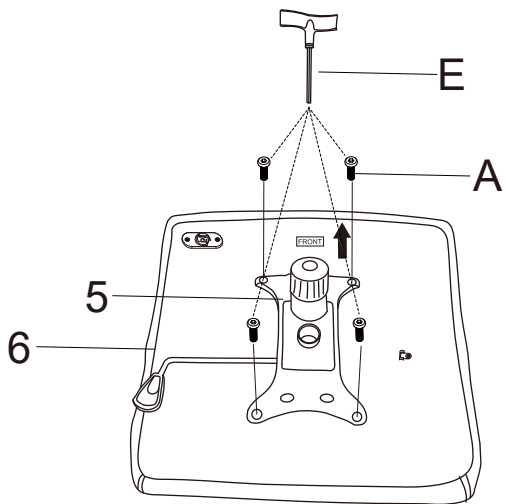
Notes



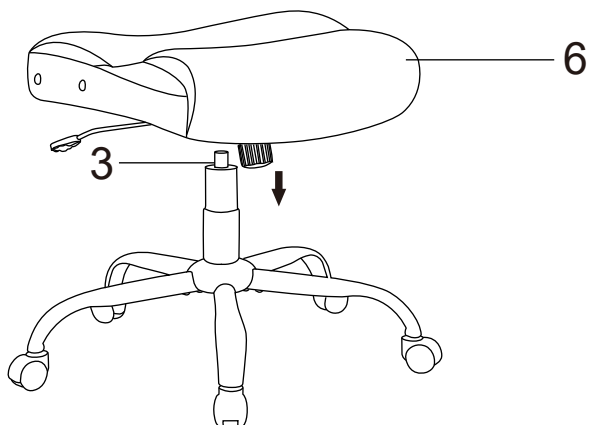
2



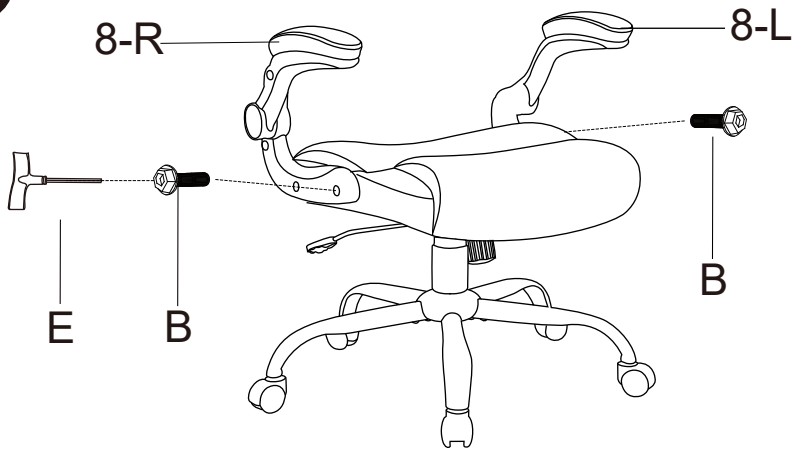
3



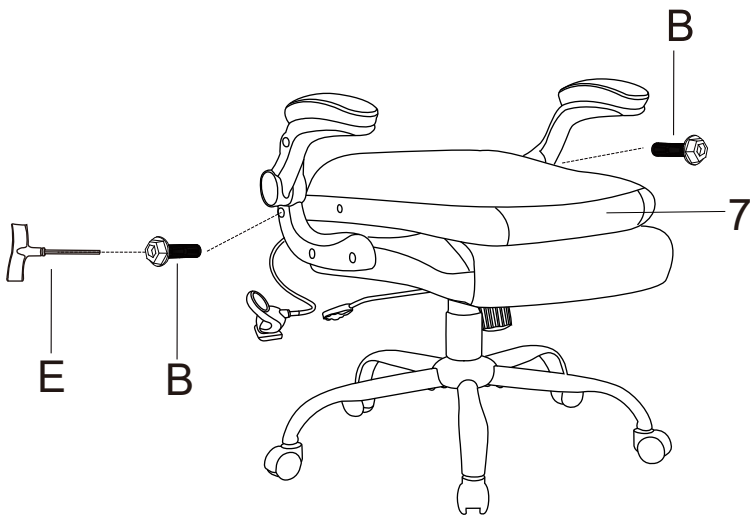
4



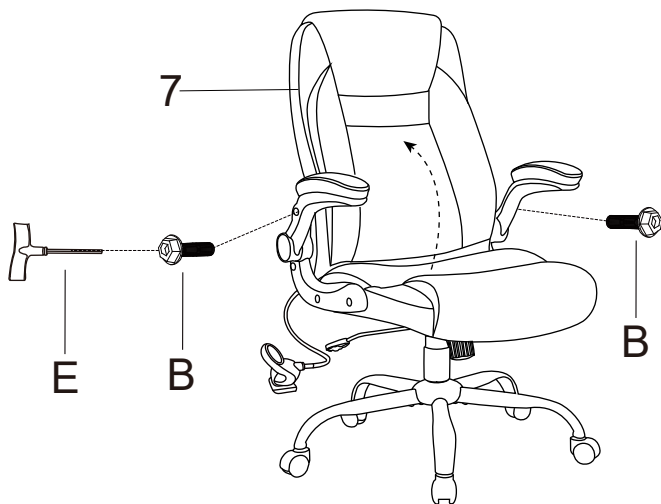
5



6

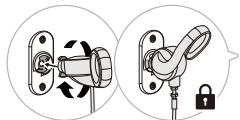


7

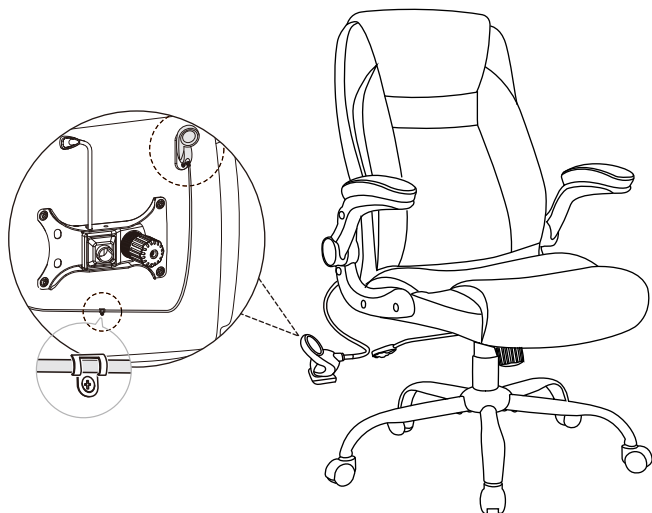


8

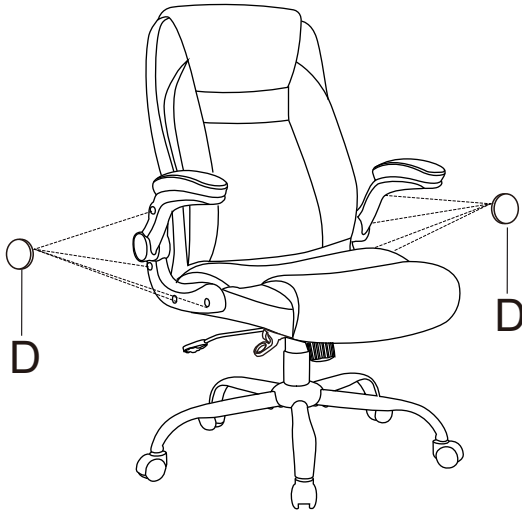
Insert the lumbar support lever into the opening, then twist to lock it in place.



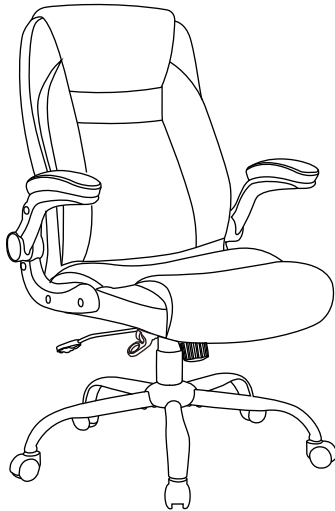
If needed, the lumbar support lever can be removed by applying pressure to the bayonet with the included Wrench .



9



10



PRODUCT PARAMETER

Package size (mm)	730*338*660
Size (mm)	680W*710D*1090H
N.W (kg)	19.75
G.W (kg)	22.7
Colour	Black
Lifting range	≤100mm
Backrest height	700 mm
Backrest width	510 mm
Cushion width	510 mm
Cushion deep	500 mm
Castor material	Nylon
Main Material	Iron+Plastic+PU+High rebound sponge
Load-bearing	≤300 lbs

Manufacturer: Shanghaimuxinmuyeyouxiangongsi
Address: Shuangchenglu 803nong11hao1602A-1609shi, baoshanqu, shanghai 200000 CN.
Imported to AUS: SIHAO PTY LTD. 1 ROKEVA STREETEASTWOOD NSW 2122 Australia
Imported to USA: Sanven Technology Ltd. Suite 250, 9166 Anaheim Place , Rancho Cucamonga, CA 91730

EC	REP
-----------	------------

E-CrossStu GmbH
Mainzer Landstr.69,
60329 Frankfurt am Main.

UK	REP
-----------	------------

YH CONSULTING LIMITED.
C/O YH Consulting Limited Office 147,
Centurion House, London Road,
Staines-upon-Thames, Surrey, TW18 4AX

VEVOR[®]

TOUGH TOOLS, HALF PRICE

Technical Support and E-Warranty Certificate

www.vevor.com/support

VEVOR[®]

TOUGH TOOLS, HALF PRICE

Technical Support and E-Warranty Certificate www.vevor.com/support

EXECUTIVE CHAIR

USER MANUAL

MODEL:GF-82727H

Nous continuons à nous engager à vous fournir des outils à des prix compétitifs.

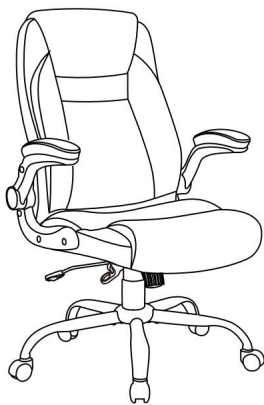
« Économisez la moitié », « Moitié prix » ou toute autre expression similaire utilisée par nous ne représente qu'une estimation des économies que vous pourriez réaliser en achetant certains outils chez nous par rapport aux grandes marques et ne couvre pas nécessairement toutes les catégories d'outils que nous proposons. Nous vous rappelons de bien vouloir vérifier soigneusement lorsque vous passez une commande chez nous si vous économisez réellement la moitié par rapport aux grandes marques.

VEVOR[®]

TOUGH TOOLS, HALF PRICE

EXECUTIVE CHAIR

MODEL: GF-82727H



BESOIN D'AIDE? CONTACTEZ-NOUS!

Vous avez des questions sur nos produits ? Vous avez besoin d'assistance technique ?
N'hésitez pas

à nous contacter : Assistance technique et certificat de garantie
électronique www.vevor.com/support

Il s'agit de la notice d'utilisation d'origine. Veuillez lire attentivement toutes les instructions du manuel avant de l'utiliser. VEVOR se réserve le droit d'interpréter clairement notre manuel d'utilisation. L'apparence du produit dépend du produit que vous avez reçu. Veuillez nous excuser, nous ne vous informerons plus en cas de mise à jour technologique ou logicielle de notre produit.

SAFETY INSTRUCTIONS

WARNING:

Read this instructions carefully before using this product. Failure to do so can result in serious injury.





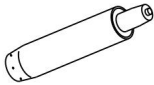
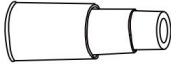
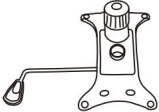


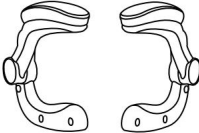
Assembly precautions

1. Assemble only should be according to these instructions. Improper assembly can result in hazards.
2. Wear ANSI-approved safety goggles and heavy-duty work gloves during assembly.
3. Keep the assembly area clean and well-lit.
4. Keep bystanders out of the area during assembly.
5. Do not assemble when tired or when under the influence of alcohol, drugs or medication.
6. The product capabilities apply to properly and completely assembled products only.
7. Assemble on a flat, level, hard and smooth surface capable of safely supporting the executive chair.
8. For additional information regarding the parts listed in the following pages, please refer to the Assembly Diagram of this manual. Unwrap and separate all parts in a clean work area.





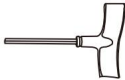
Use precautions

1. Do not exceed weight capacities.
2. Use only on a flat, level, hard and smooth surface capable of safely supporting a fully loaded executive chair.
3. Use as intended only.
4. Inspect before every use; do not use if parts are loose or damaged.





SAVE THESE INSTRUCTIONS**PARTS LIST**

(1)	(2)	(2-1)
		 Base des pieds : 1 pièce
Roulette : 5	Base : 5	(2-2)
		 Couvre-pieds de base : 1 pièce
pièces (3)	pièces (4)	(5)
		
Vérin à gaz : 1 pièce	Couvercle de vérin à gaz : 1 pièce	Plaque de siège : 1 pièce
(6)	(7)	(8)
		8-R 8-G 
Coussin de siège : 1 pièce	Coussin de dossier : 1 pièce	Accoudoirs : 1 paire

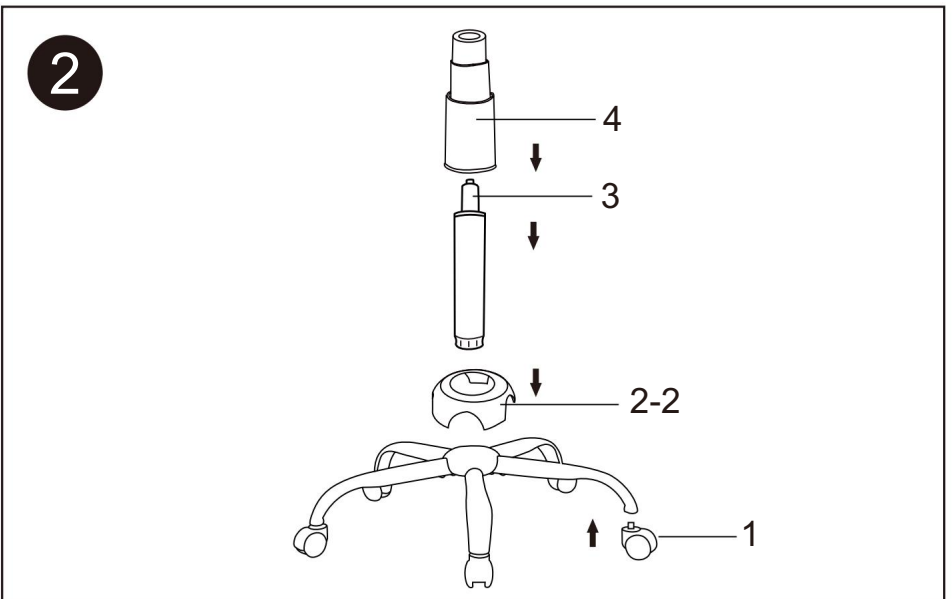
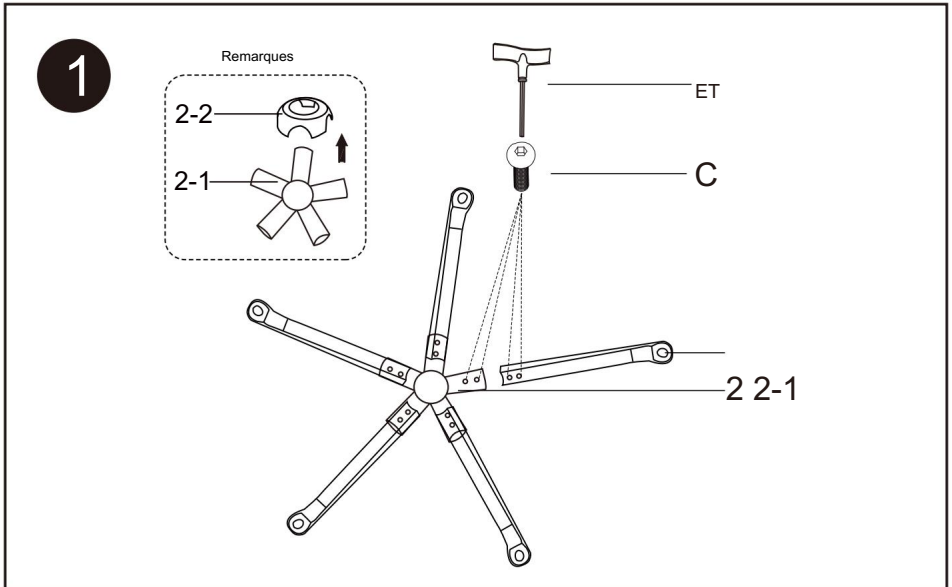
Matériel

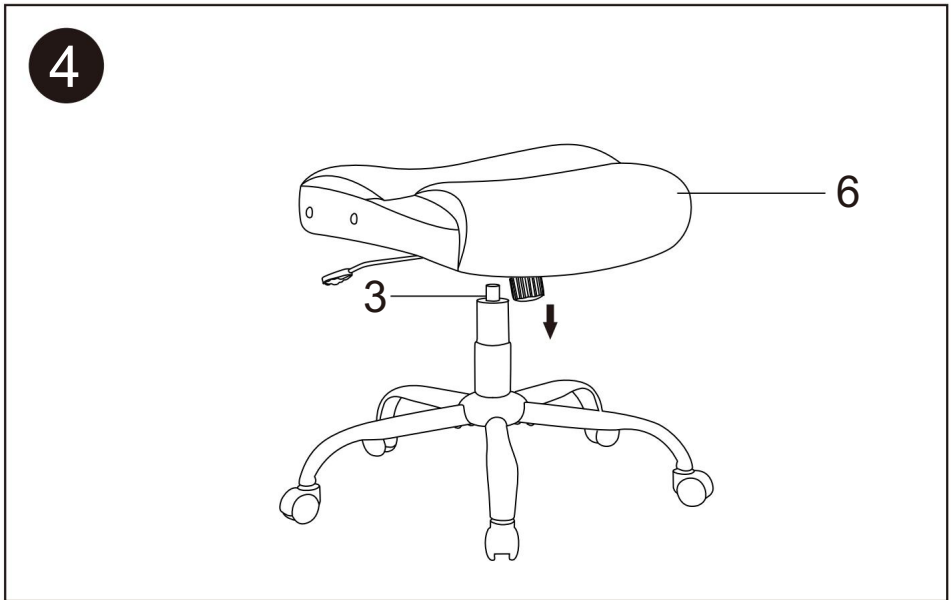
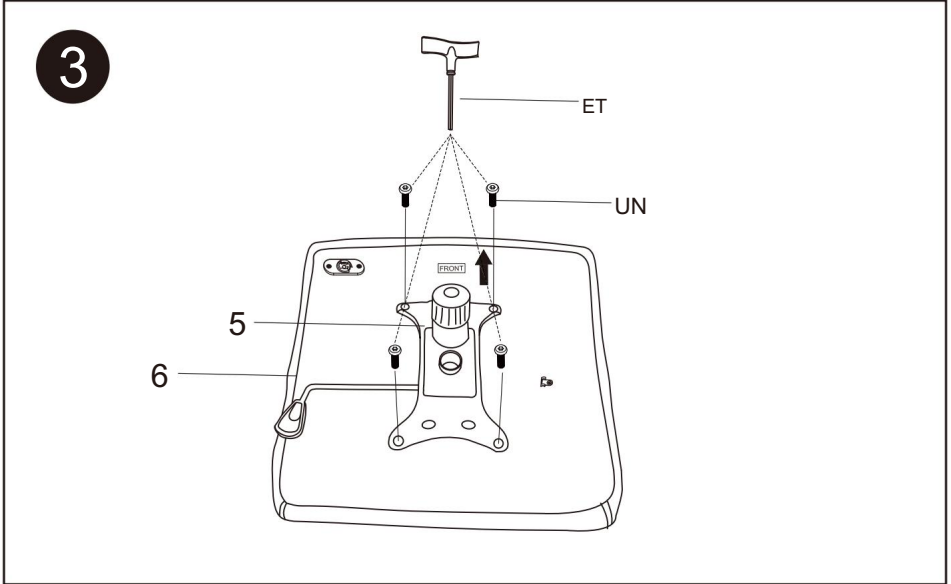
UN	B	C	D	ET
				
1/4x7/8" Vis : 4 pièces	1/4x1" Vis : 8 pièces	M6*12mm" Vis : 10 pièces	Bouchon : 8 pièces	Clé : 1 pièce

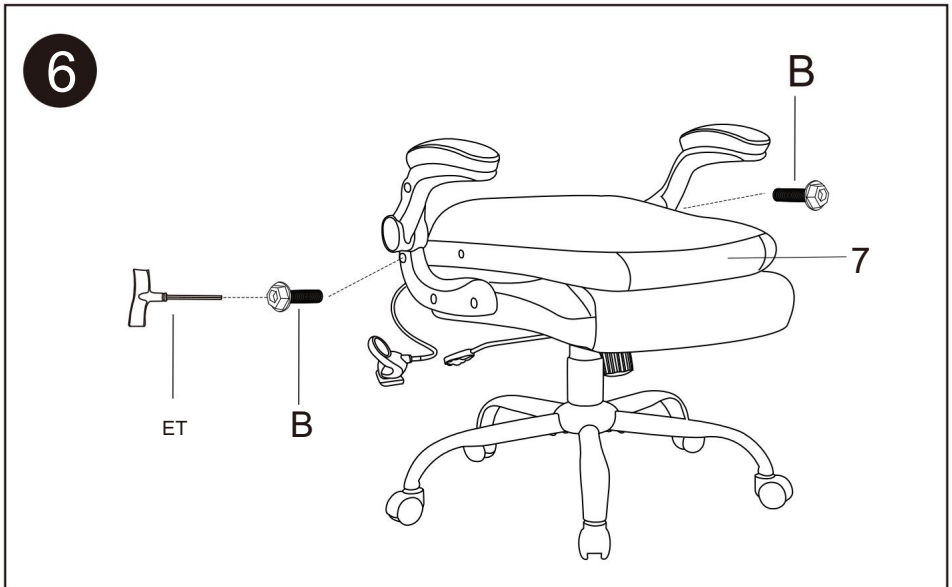
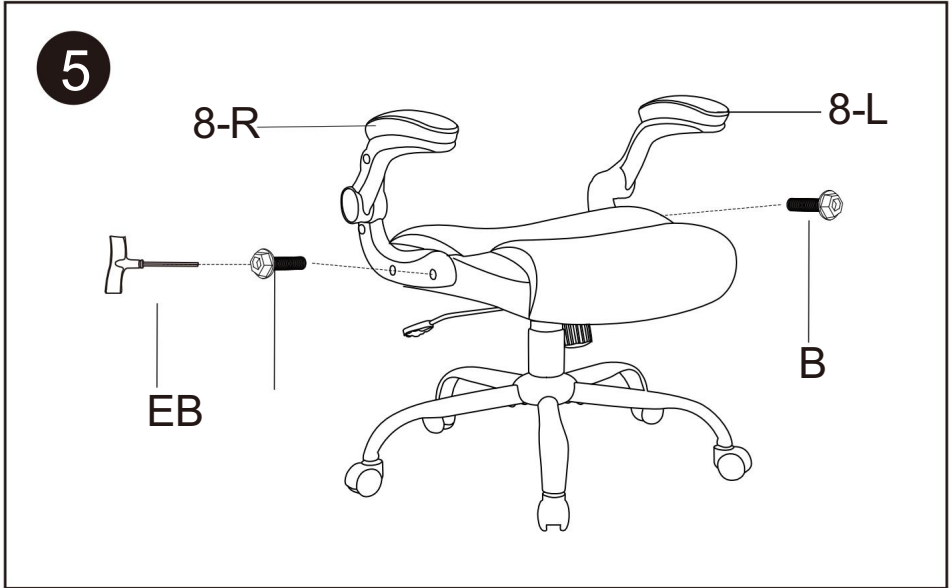
Des pièces de rechange

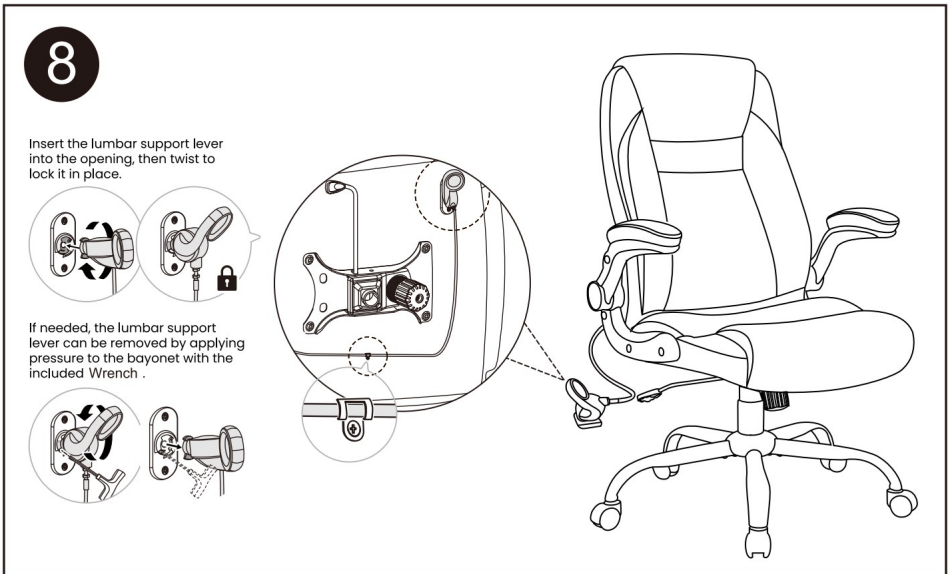
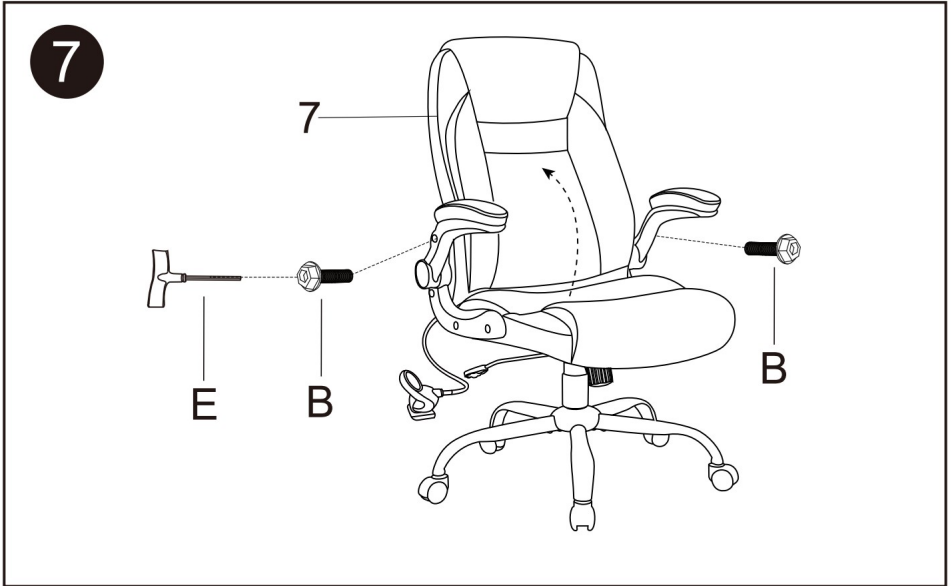
			
1/4x7/8" Vis : 1 pièce	1/4x1" Vis : 1 pièce	M6*12mm" Vis : 1 pièce	Bouchon : 1 pièce

ASSEMBLY STEP

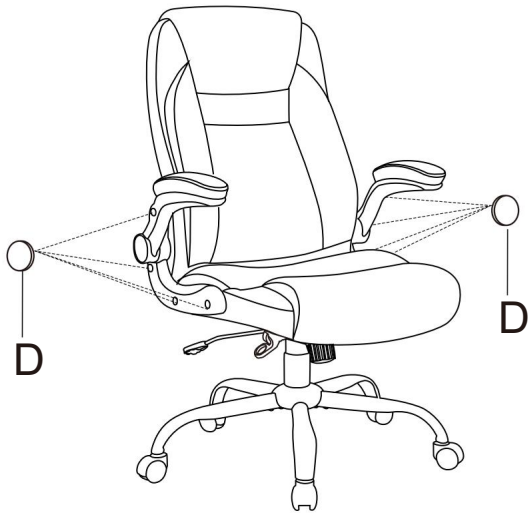




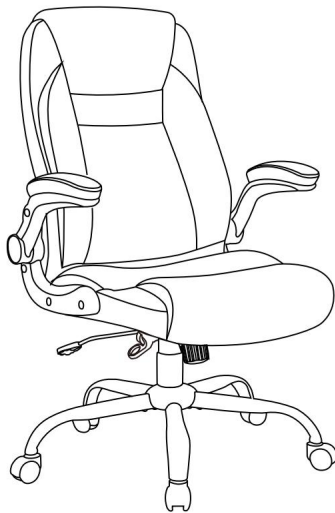




9



10



PRODUCT PARAMETER

Package size (mm)	730*338*660
Size (mm)	680W*710D*1090H
N.W (kg)	19.75
G.W (kg)	22.7
Colour	Black
Lifting range	≤100mm
Backrest height	700 mm
Backrest width	510 mm
Cushion width	510 mm
Cushion deep	500 mm
Castor material	Nylon
Main Material	Iron+Plastic+PU+High rebound sponge
Load-bearing	≤300 lbs

Fabricant : Shanghaimuxinmuyeyouxiangongsi

Adresse : Shuangchenglu 803nong11hao1602A-1609shi, baoshanqu, Shanghai 200000 CN.

Importé en Australie : SIHAO PTY LTD. 1 ROKEVA STREETEASTWOOD NSW 2122 Australie

Importé aux États-Unis : Sanven Technology Ltd. Suite 250, 9166 Anaheim Place , Rancho Cucamonga, Californie 91730



E-CrossStu GmbH
Mainzer Landstr.69,
60329 Francfort-sur-le-Main.



YH CONSULTING LIMITÉE.
A/S YH Consulting Limited Bureau 147, Centurion
House, London Road, Staines-upon-
Thames, Surrey, TW18 4AX

VEVOR[®]

TOUGH TOOLS, HALF PRICE

Technical Support and E-Warranty Certificate

www.vevor.com/support

VEVOR[®]

TOUGH TOOLS, HALF PRICE

Technical Support and E-Warranty Certificate www.vevor.com/support

EXECUTIVE CHAIR

USER MANUAL

MODEL:GF-82727H

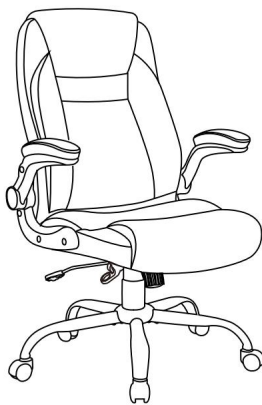
Wir sind weiterhin bestrebt, Ihnen Werkzeuge zu wettbewerbsfähigen Preisen anzubieten. „Sparen Sie die Hälfte“, „Halber Preis“ oder andere ähnliche Ausdrücke, die wir verwenden, stellen nur eine Schätzung der Ersparnis dar, die Sie beim Kauf bestimmter Werkzeuge bei uns im Vergleich zu den großen Topmarken erzielen können, und decken nicht unbedingt alle von uns angebotenen Werkzeugkategorien ab. Wir möchten Sie freundlich daran erinnern, bei der Bestellung bei uns sorgfältig zu prüfen, ob Sie im Vergleich zu den großen Topmarken tatsächlich die Hälfte sparen.

VEVOR[®]

TOUGH TOOLS, HALF PRICE

EXECUTIVE CHAIR

MODEL: GF-82727H



Brauchen Sie Hilfe? Kontaktieren Sie uns!

Haben Sie Fragen zum Produkt? Benötigen Sie technischen Support? Bitte kontaktieren Sie uns:

**Technischer Support und E-Garantie-Zertifikat [www.vevor.com/
support](http://www.vevor.com/support)**

Dies ist die Originalanleitung. Bitte lesen Sie alle Anweisungen sorgfältig durch, bevor Sie das Gerät in Betrieb nehmen. VEVOR behält sich eine klare Auslegung unserer Bedienungsanleitung vor. Das Erscheinungsbild des Produkts richtet sich nach dem Produkt, das Sie erhalten haben. Bitte verzeihen Sie uns, dass wir Sie nicht erneut informieren, wenn es Technologie- oder Software-Updates für unser Produkt gibt.

SAFETY INSTRUCTIONS

WARNING:

Read this instructions carefully before using this product. Failure to do so can result in serious injury.





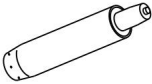
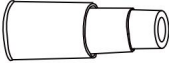
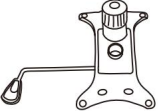


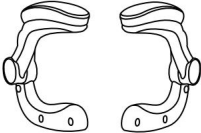




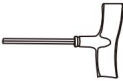
Assembly precautions





1. Assemble only should be according to these instructions. Improper assembly can result in hazards.
2. Wear ANSI-approved safety goggles and heavy-duty work gloves during assembly.
3. Keep the assembly area clean and well-lit.
4. Keep bystanders out of the area during assembly.
5. Do not assemble when tired or when under the influence of alcohol, drugs or medication.
6. The product capabilities apply to properly and completely assembled products only.
7. Assemble on a flat, level, hard and smooth surface capable of safely supporting the executive chair.
8. For additional information regarding the parts listed in the following pages, please refer to the Assembly Diagram of this manual. Unwrap and separate all parts in a clean work area.

Use precautions

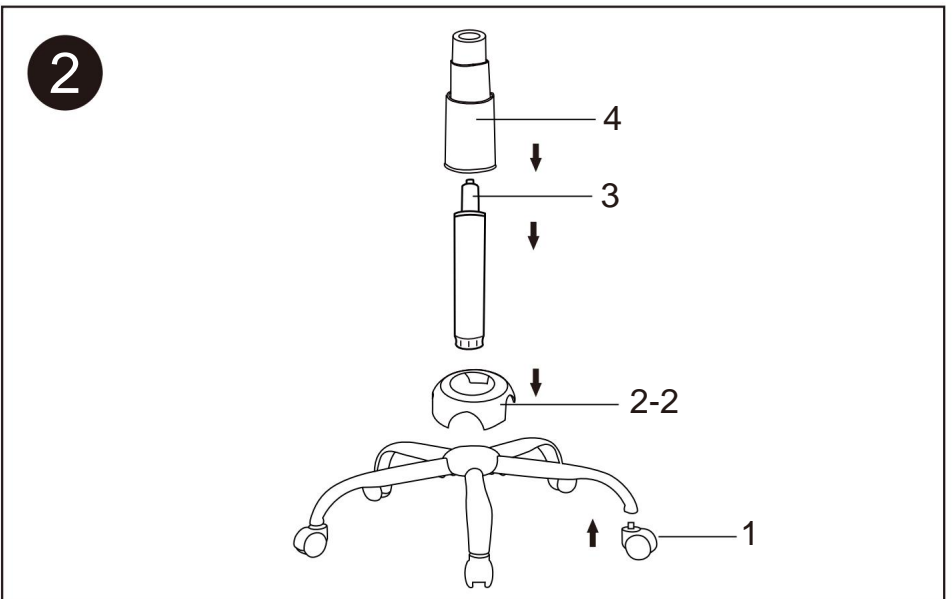
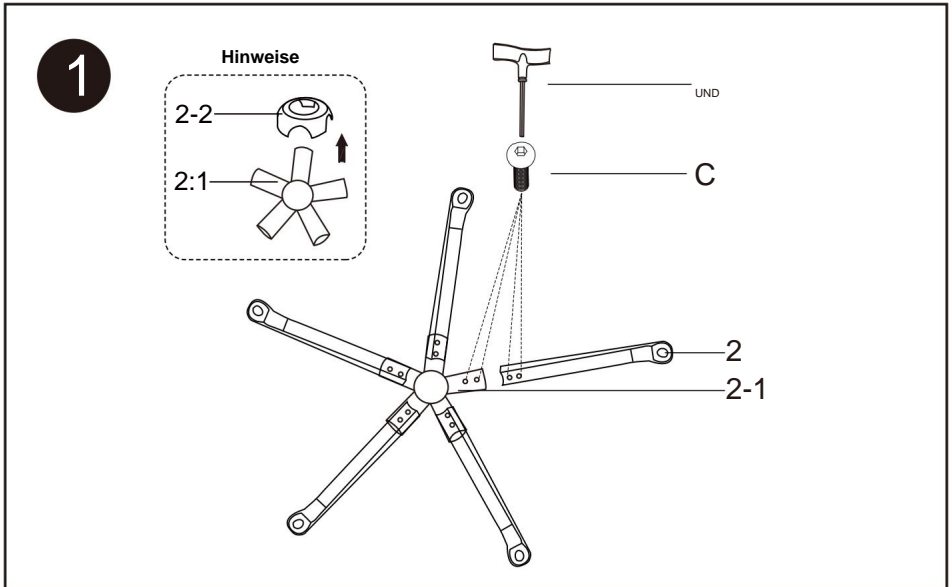
1. Do not exceed weight capacities.
2. Use only on a flat, level, hard and smooth surface capable of safely supporting a fully loaded executive chair.
3. Use as intended only.
4. Inspect before every use; do not use if parts are loose or damaged.

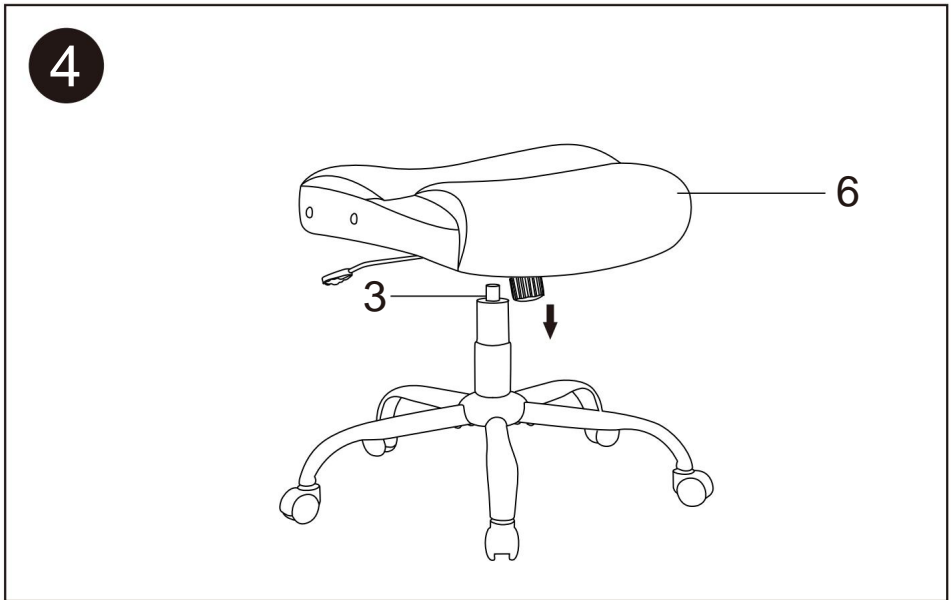
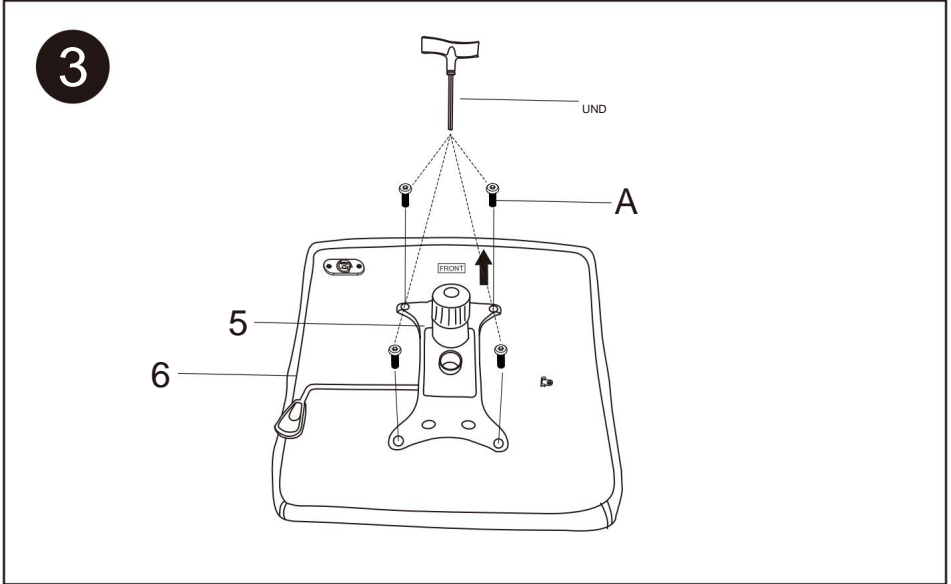
SAVE THESE INSTRUCTIONS**PARTS LIST**

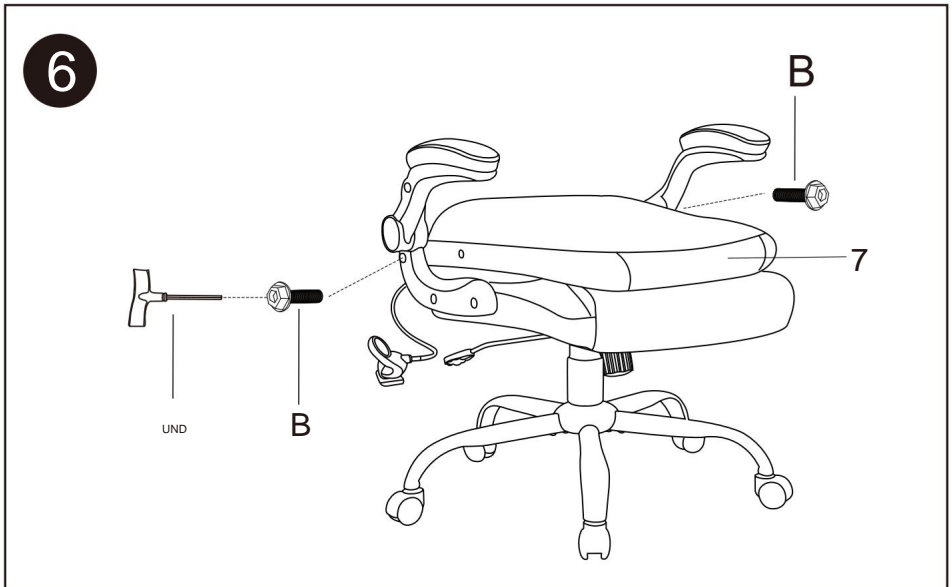
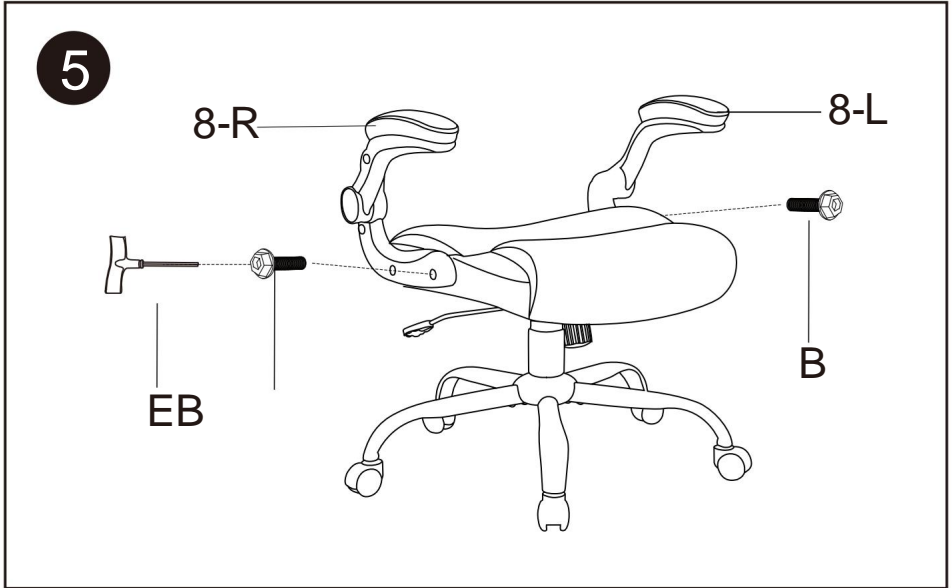
(1)	(2)	(2-1)		
		 Fußbasis: 1 Stück		
Lenkrollen: 5	Basis: 5	(2-2)		
Stück (3)	Stück (4)	 Fußsockelabdeckung: 1 Stck.		
		(5)		
Gasdruckfeder: 1 Stk.	Gasdruckfeder-Abdeckung: 1 Stück	 Sitzplatte: 1 Stk.		
(6)	(7)	(8)		
		8-R 8-L 		
Sitzkissen : 1 Stück	Rückenkissen : 1 Stück	Armlehne: 1 Paar		
Hardware				
A	B	C	D	UND
				
1/4x7/8 Zoll Schraube: 4 Stück	1/4 x 1 Zoll Schraube: 8 Stück	M6*12mm" Schraube: 10 Stück	Kappe: 8 Stück	Schraubenschlüssel: 1 Stück

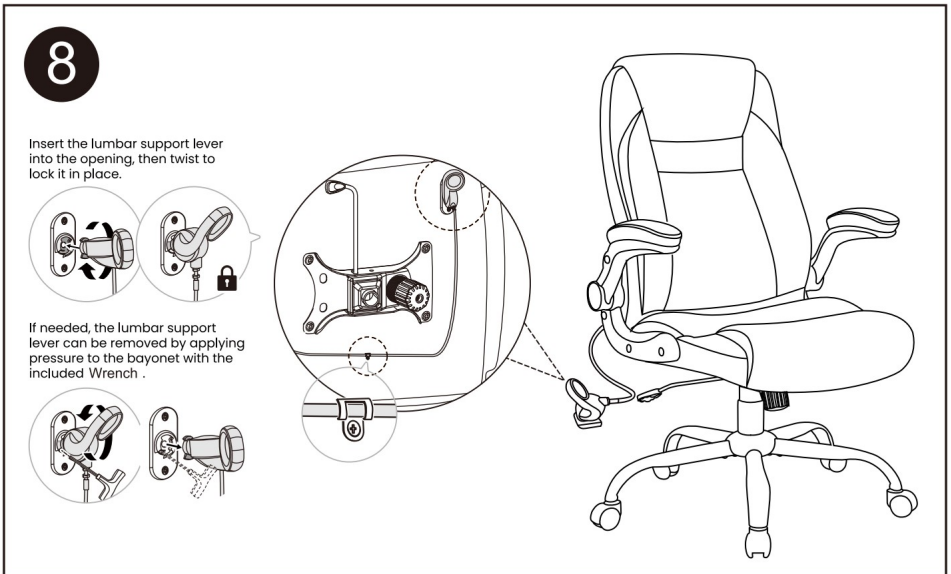
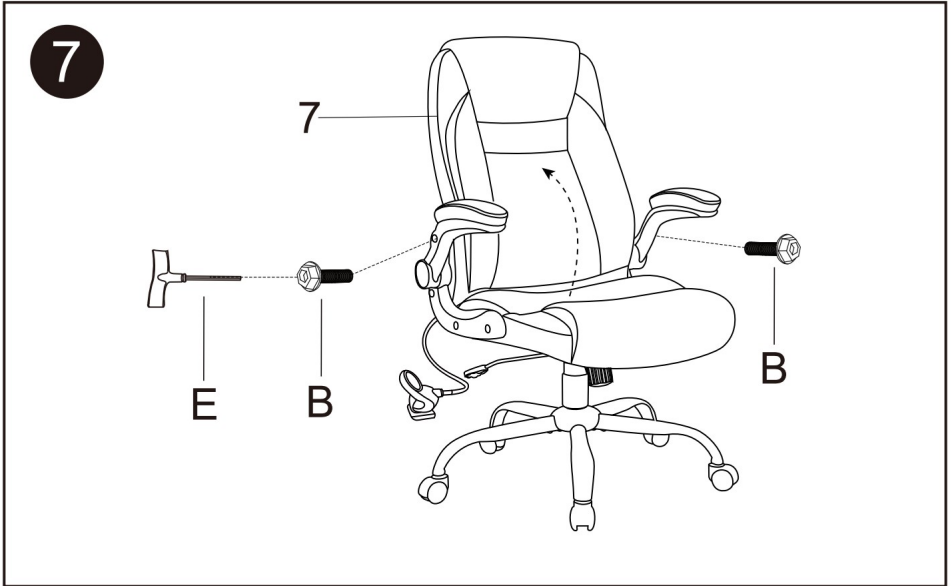
Ersatzteile			
			
1/4x7/8 Zoll Schraube: 1 Stück	1/4 x 1 Zoll Schraube: 1 Stück	M6*12mm" Schraube: 1 Stück	Kappe: 1 Stück

ASSEMBLY STEP

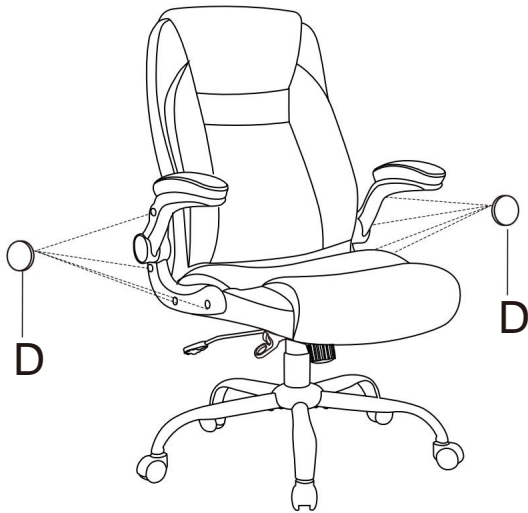




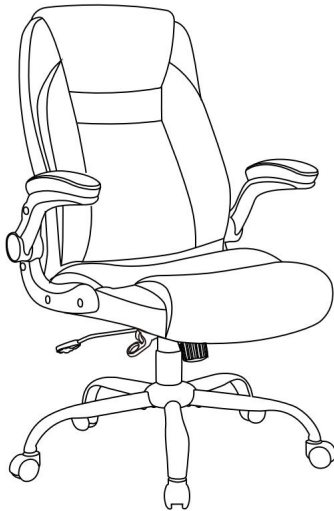




9



10



PRODUCT PARAMETER

Package size (mm)	730*338*660
Size (mm)	680W*710D*1090H
N.W (kg)	19.75
G.W (kg)	22.7
Colour	Black
Lifting range	≤100mm
Backrest height	700 mm
Backrest width	510 mm
Cushion width	510 mm
Cushion deep	500 mm
Castor material	Nylon
Main Material	Iron+Plastic+PU+High rebound sponge
Load-bearing	≤300 lbs

Hersteller: Shanghaimuxinmuyeyouxiangongsi

Adresse: Shuangchenglu 803nong11hao1602A-1609shi, baoshanqu, Shanghai 200000 CN.

Nach AUS importiert: SIHAO PTY LTD. 1 ROKEVA STREETEASTWOOD NSW 2122 Australien

Importiert in die USA: Sanven Technology Ltd. Suite 250, 9166 Anaheim Place , Rancho Cucamonga, CA 91730



E-CrossStu GmbH
Mainzer Landstr.69,
60329 Frankfurt am Main.



YH CONSULTING LIMITED.
C/O YH Consulting Limited Office 147, Centurion
House, London Road, Staines-upon-
Thames, Surrey, TW18 4AX

VEVOR[®]

TOUGH TOOLS, HALF PRICE

Technical Support and E-Warranty Certificate

www.vevor.com/support

VEVOR[®]

TOUGH TOOLS, HALF PRICE

Technical Support and E-Warranty Certificate www.vevor.com/support

EXECUTIVE CHAIR

USER MANUAL

MODEL:GF-82727H

Continuiamo a impegnarci per fornirvi strumenti a prezzi competitivi.

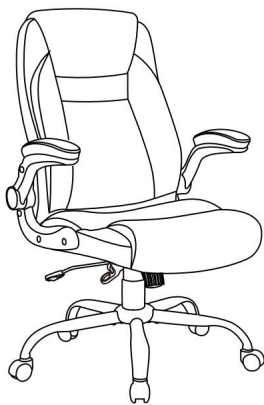
"Risparmia la metà", "Metà prezzo" o qualsiasi altra espressione simile da noi utilizzata rappresenta solo una stima del risparmio che potresti ottenere acquistando determinati utensili con noi rispetto ai principali marchi principali e non significa necessariamente coprire tutte le categorie di utensili da noi offerti. Ti ricordiamo gentilmente di verificare attentamente quando effettui un ordine con noi se stai effettivamente risparmiando la metà rispetto ai principali marchi principali.

VEVOR[®]

TOUGH TOOLS, HALF PRICE

EXECUTIVE CHAIR

MODEL: GF-82727H



HAI BISOGNO DI AIUTO? CONTATTACI!

Hai domande sul prodotto? Hai bisogno di supporto tecnico? Non esitare a contattarci:

Supporto

**tecnico e certificato di garanzia elettronica [www.vevor.com/
support](http://www.vevor.com/support)**

Questa è l'istruzione originale, si prega di leggere attentamente tutte le istruzioni del manuale prima di utilizzare. VEVOR si riserva una chiara interpretazione del nostro manuale utente. L'aspetto del prodotto sarà soggetto al prodotto ricevuto. Vi preghiamo di perdonarci se non vi informeremo di nuovo se ci sono aggiornamenti tecnologici o software sul nostro prodotto.

SAFETY INSTRUCTIONS

WARNING:

Read this instructions carefully before using this product. Failure to do so can result in serious injury.





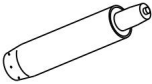
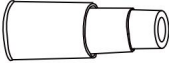
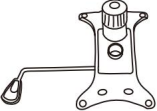


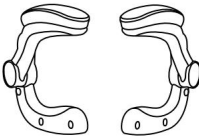




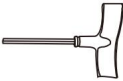
Assembly precautions




1. Assemble only should be according to these instructions. Improper assembly can result in hazards.
2. Wear ANSI-approved safety goggles and heavy-duty work gloves during assembly.
3. Keep the assembly area clean and well-lit.
4. Keep bystanders out of the area during assembly.
5. Do not assemble when tired or when under the influence of alcohol, drugs or medication.
6. The product capabilities apply to properly and completely assembled products only.
7. Assemble on a flat, level, hard and smooth surface capable of safely supporting the executive chair.
8. For additional information regarding the parts listed in the following pages, please refer to the Assembly Diagram of this manual. Unwrap and separate all parts in a clean work area.

Use precautions

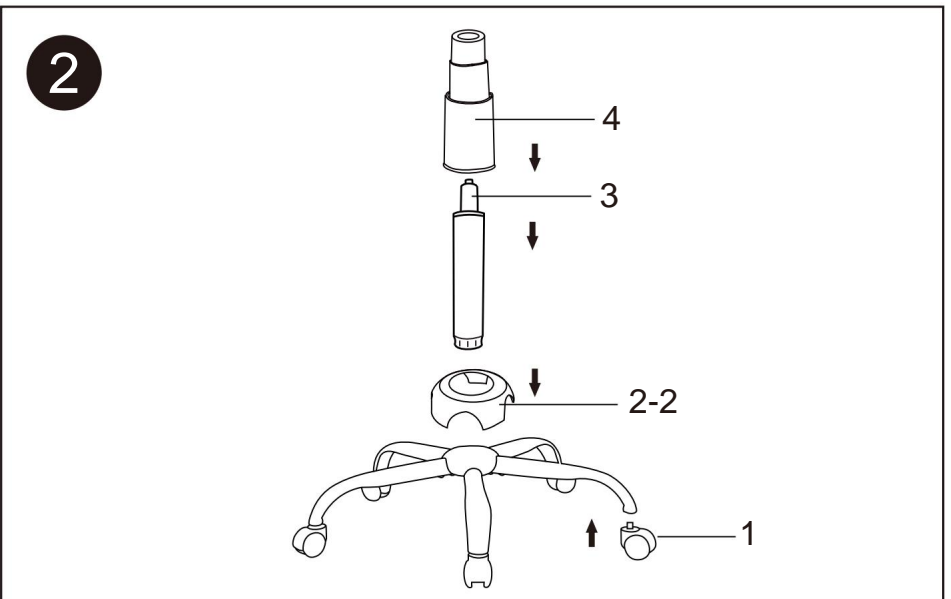
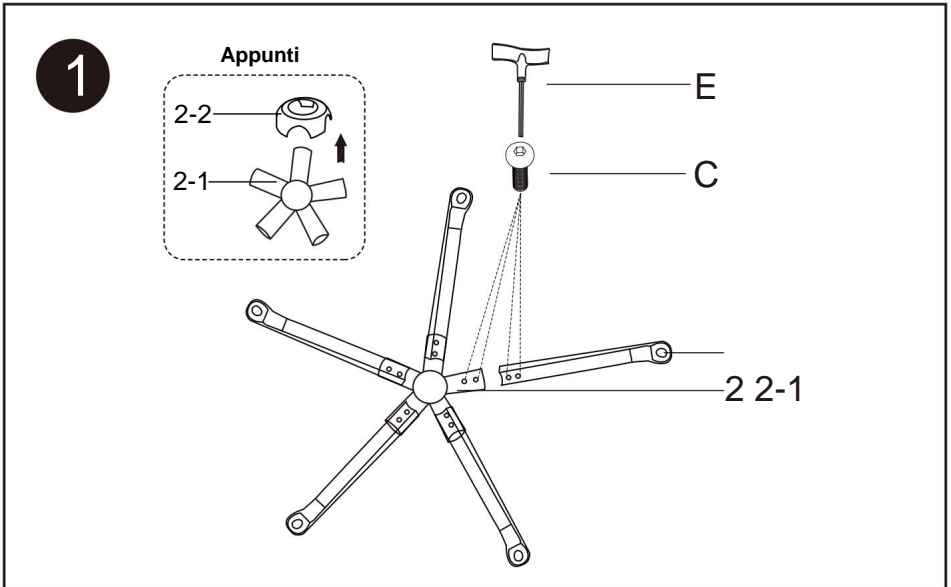
1. Do not exceed weight capacities.
2. Use only on a flat, level, hard and smooth surface capable of safely supporting a fully loaded executive chair.
3. Use as intended only.
4. Inspect before every use; do not use if parts are loose or damaged.

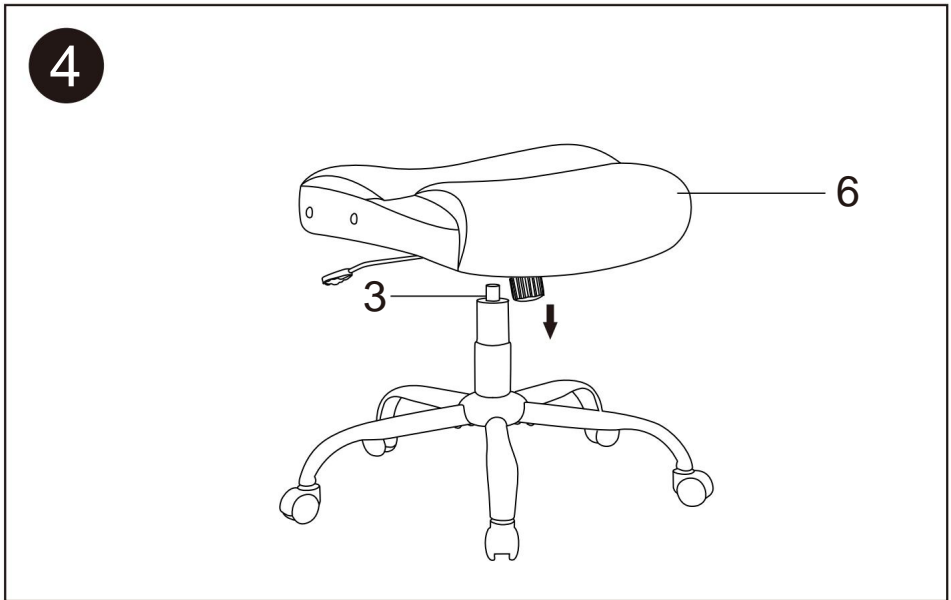
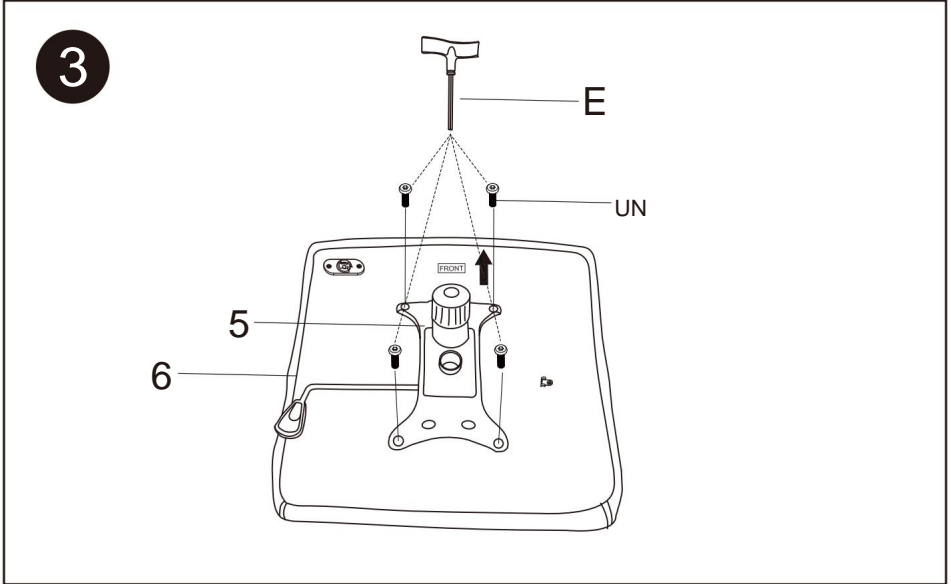
SAVE THESE INSTRUCTIONS**PARTS LIST**

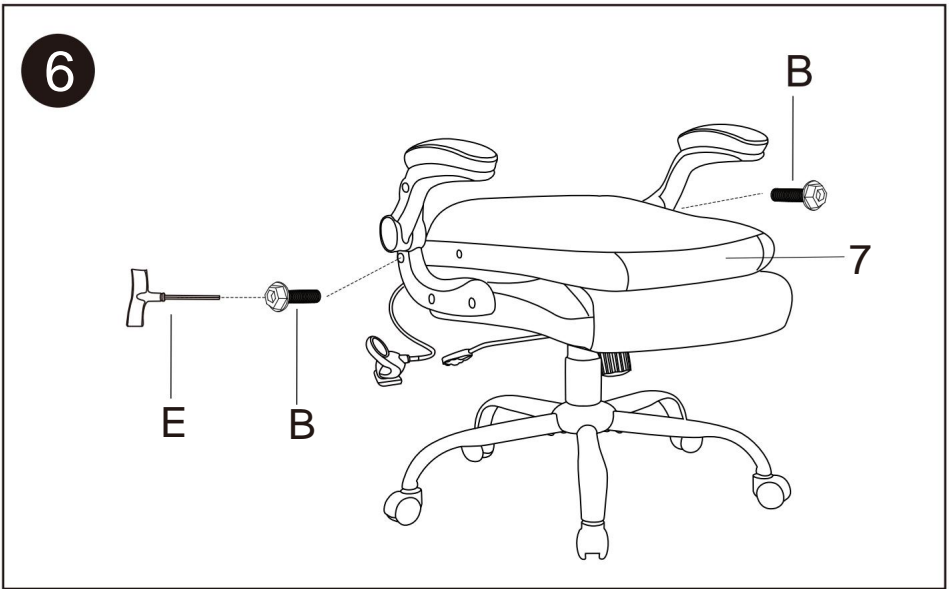
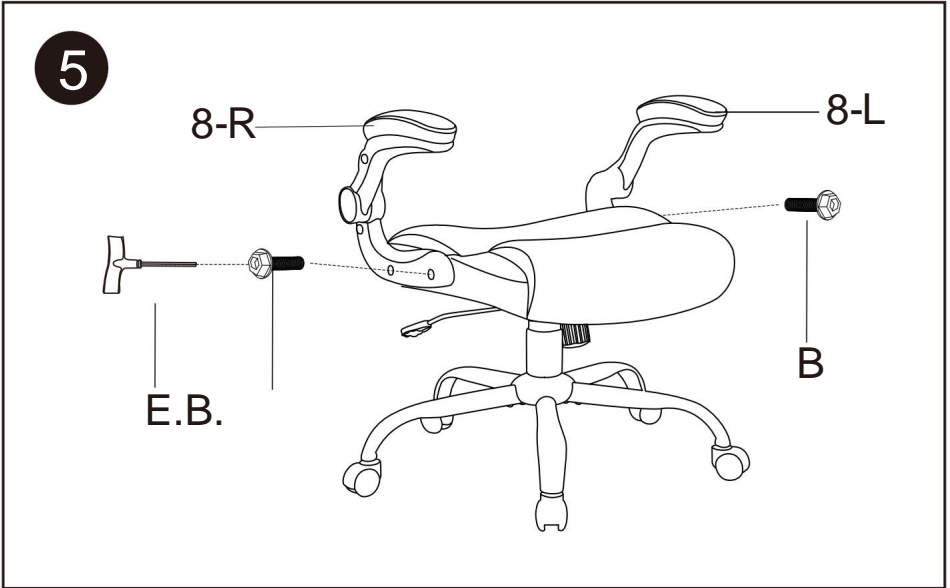
(1)	(2)	(2-1)		
		 Base piedi: 1 pz.		
Ruote: 5 pezzi	Base: 5	(2-2)		
		 Copertura base piedini: 1 pz.		
(3)	pezzi (4)	(5)		
				
Alzata a gas: 1 pz.	Copertura del pistone a gas: 1 pz.	Piastra del sedile: 1 pz.		
(6)	(7)	(8)		
		8-D 8-S 		
Cuscino del sedile : 1 pz.	Cuscino posteriore : 1 pz.	Bracciolo: 1 paio		
Hardware				
UN	B	C	D	E
				
1/4x7/8" Vite: 4 pezzi	1/4x1" Vite: 8 pezzi	M6*12mm" Vite: 10 pz. Tappo: 8 pz.		Chiave inglese: 1 pz.

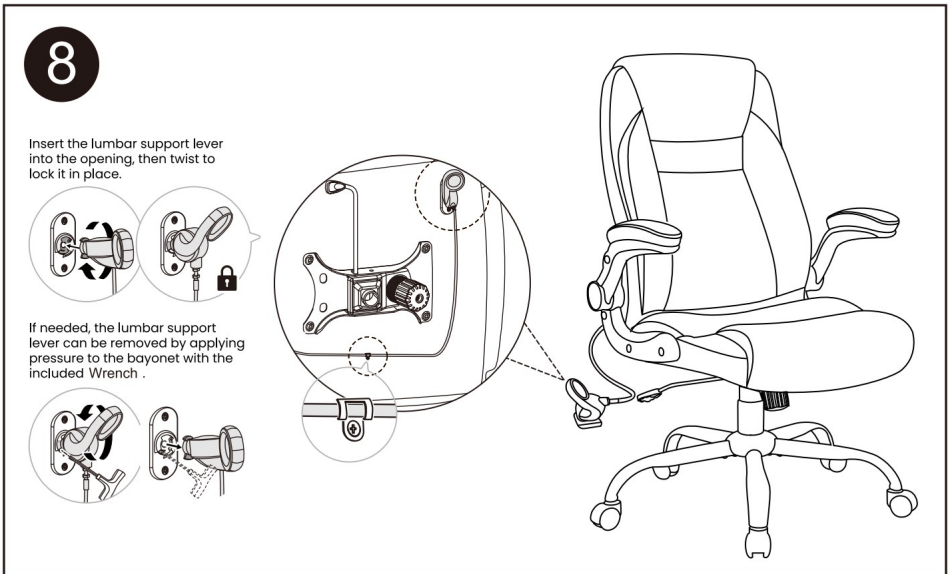
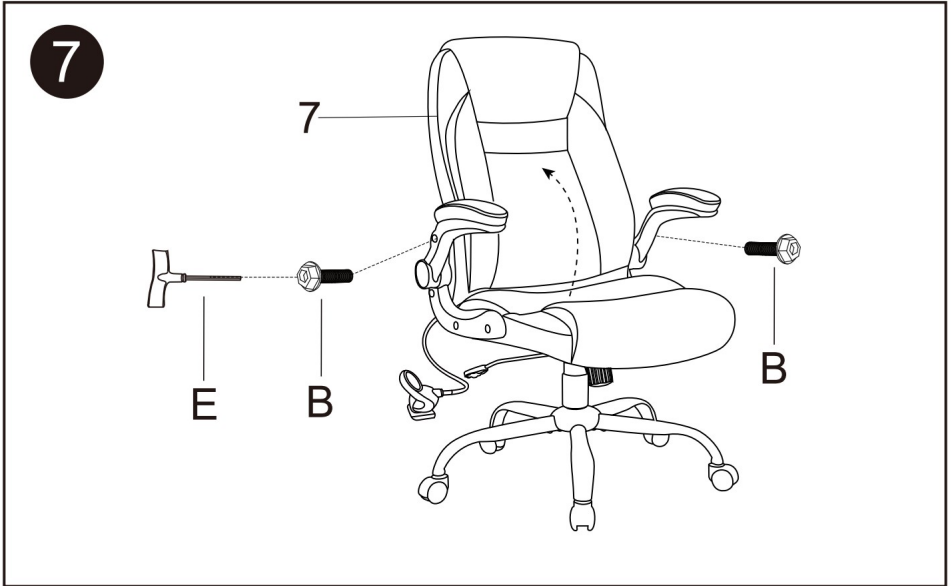
Pezzi di ricambio			
			
1/4x7/8" Vite: 1 pz.	1/4x1" Vite: 1 pz.	M6*12mm" Vite: 1 pz.	Tappo: 1 pz.

ASSEMBLY STEP

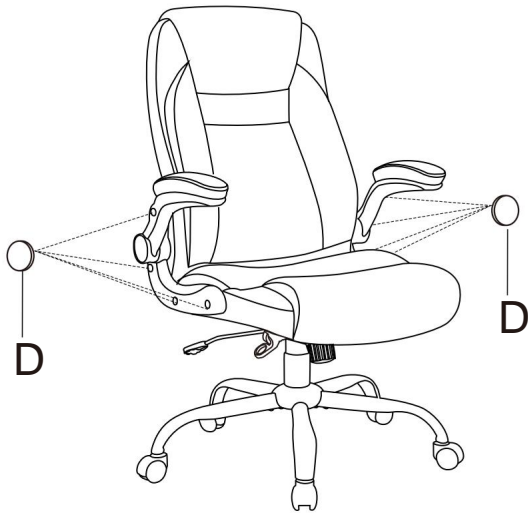




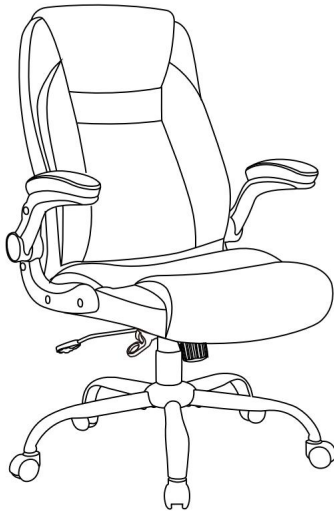




9



10



PRODUCT PARAMETER

Package size (mm)	730*338*660
Size (mm)	680W*710D*1090H
N.W (kg)	19.75
G.W (kg)	22.7
Colour	Black
Lifting range	≤100mm
Backrest height	700 mm
Backrest width	510 mm
Cushion width	510 mm
Cushion deep	500 mm
Castor material	Nylon
Main Material	Iron+Plastic+PU+High rebound sponge
Load-bearing	≤300 lbs

Produttore: Shanghaimuxinmuyeyouxiangongsi

Indirizzo: Shuangchenglu 803nong11hao1602A-1609shi, baoshanqu, shanghai 200000 CN.

Importato in AUS: SIHAO PTY LTD. 1 ROKEVA STREETEASTWOOD NSW 2122 Australia

Importato negli USA: Sanven Technology Ltd. Suite 250, 9166 Anaheim Place , Rancho Cucamonga, CA 91730



E-CrossStu GmbH
Mainzer Landstr.69,
60329 Francoforte sul Meno.



CONSULENZA YH LIMITATA.
C/O YH Consulting Limited Ufficio 147, Centurion
House, London Road, Staines-upon-
Thames, Surrey, TW18 4AX

VEVOR[®]

TOUGH TOOLS, HALF PRICE

Technical Support and E-Warranty Certificate

www.vevor.com/support

VEVOR[®]

TOUGH TOOLS, HALF PRICE

Technical Support and E-Warranty Certificate www.vevor.com/support

EXECUTIVE CHAIR

USER MANUAL

MODEL:GF-82727H

Seguimos comprometidos a brindarle herramientas a precios competitivos.

"Ahorre la mitad", "mitad de precio" o cualquier otra expresión similar que utilicemos solo representa una estimación del ahorro que podría obtener al comprar ciertas herramientas con nosotros en comparación con las principales marcas y no necesariamente significa que cubra todas las categorías de herramientas que ofrecemos. Le recordamos que, al realizar un pedido con nosotros, verifique cuidadosamente si realmente está ahorrando la mitad en comparación con las principales marcas.

VEVOR[®]

TOUGH TOOLS, HALF PRICE

EXECUTIVE CHAIR

MODEL: GF-82727H



¿NECESITA AYUDA? ¡CONTÁCTENOS!

¿Tiene preguntas sobre el producto? ¿Necesita asistencia técnica? No dude en ponerse en contacto con

nosotros: Asistencia técnica y certificado de garantía electrónica

www.vevor.com/support

Estas son las instrucciones originales, lea atentamente todas las instrucciones del manual antes de utilizar el producto. VEVOR se reserva una interpretación clara de nuestro manual de usuario. La apariencia del producto estará sujeta al producto que recibió. Perdónenos por no informarle nuevamente si hay actualizaciones de tecnología o software en nuestro producto.

SAFETY INSTRUCTIONS

WARNING:

Read this instructions carefully before using this product. Failure to do so can result in serious injury.





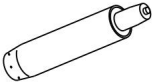
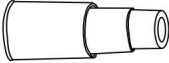
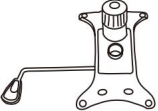


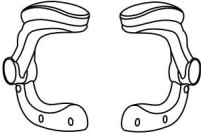




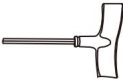
Assembly precautions

1. Assemble only should be according to these instructions. Improper assembly can result in hazards.
2. Wear ANSI-approved safety goggles and heavy-duty work gloves during assembly.
3. Keep the assembly area clean and well-lit.
4. Keep bystanders out of the area during assembly.
5. Do not assemble when tired or when under the influence of alcohol, drugs or medication.
6. The product capabilities apply to properly and completely assembled products only.
7. Assemble on a flat, level, hard and smooth surface capable of safely supporting the executive chair.
8. For additional information regarding the parts listed in the following pages, please refer to the Assembly Diagram of this manual. Unwrap and separate all parts in a clean work area.

Use precautions

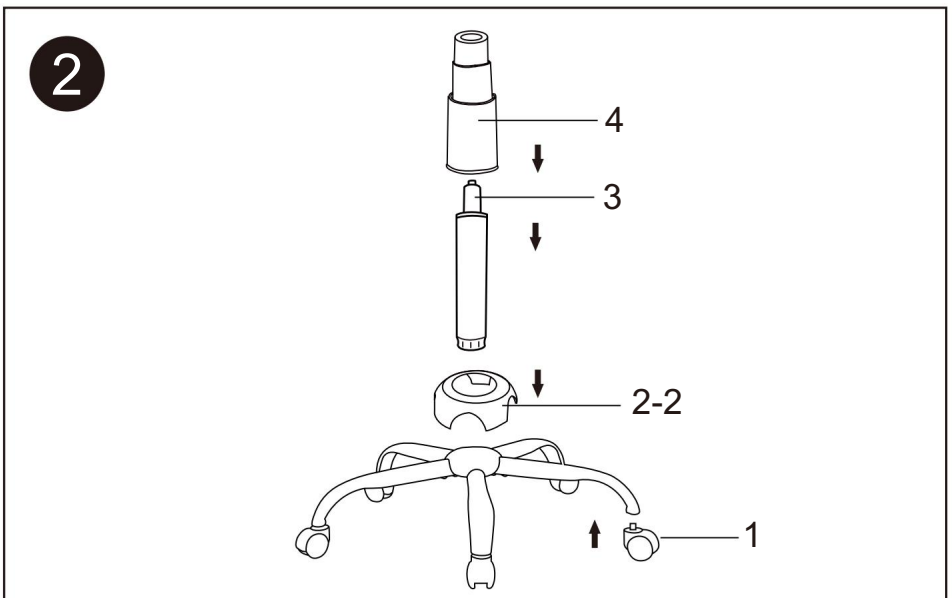
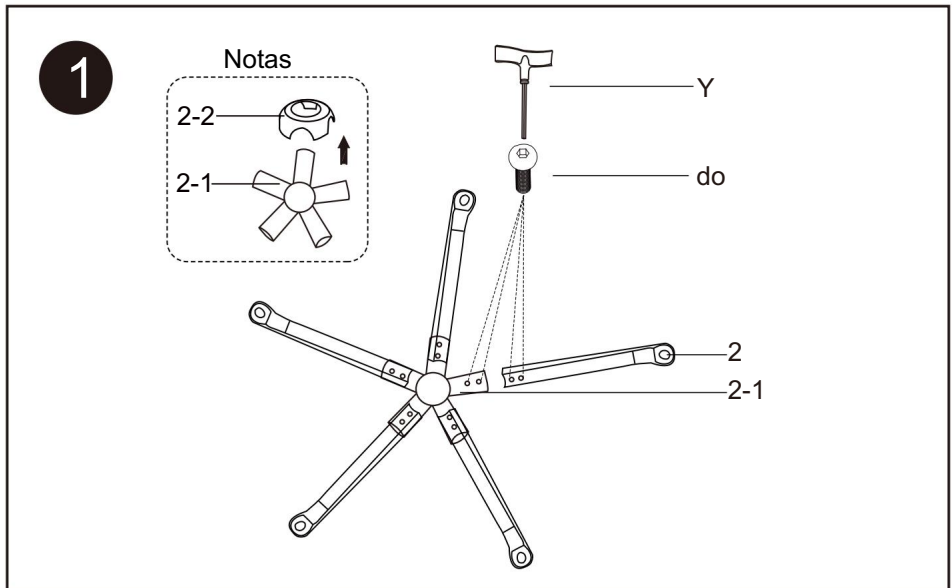
1. Do not exceed weight capacities.
2. Use only on a flat, level, hard and smooth surface capable of safely supporting a fully loaded executive chair.
3. Use as intended only.
4. Inspect before every use; do not use if parts are loose or damaged.

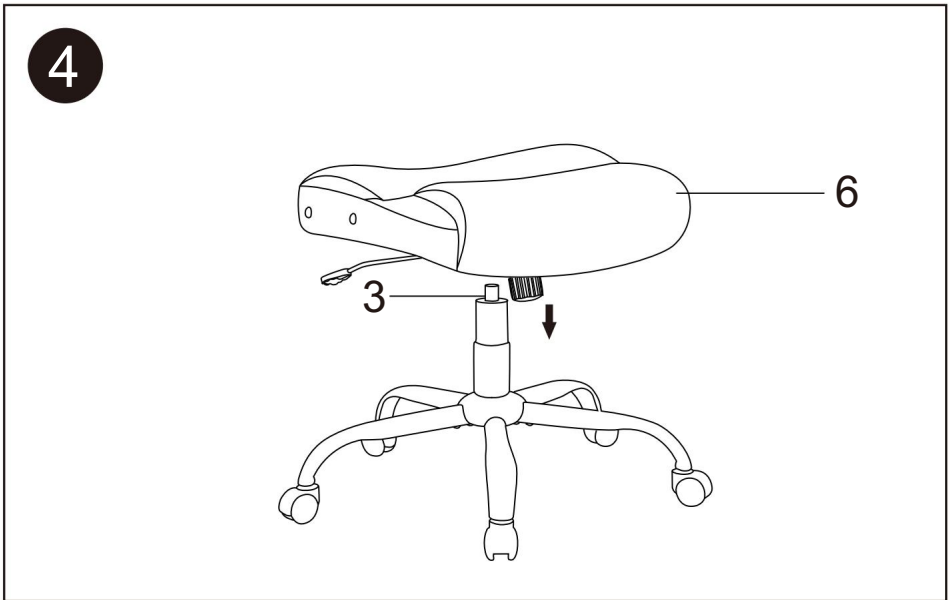
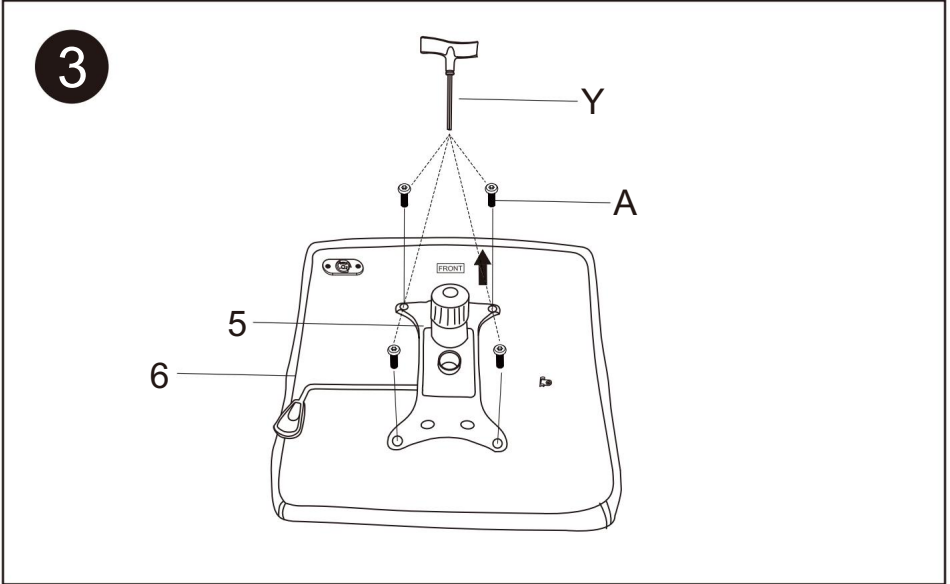
SAVE THESE INSTRUCTIONS**PARTS LIST**

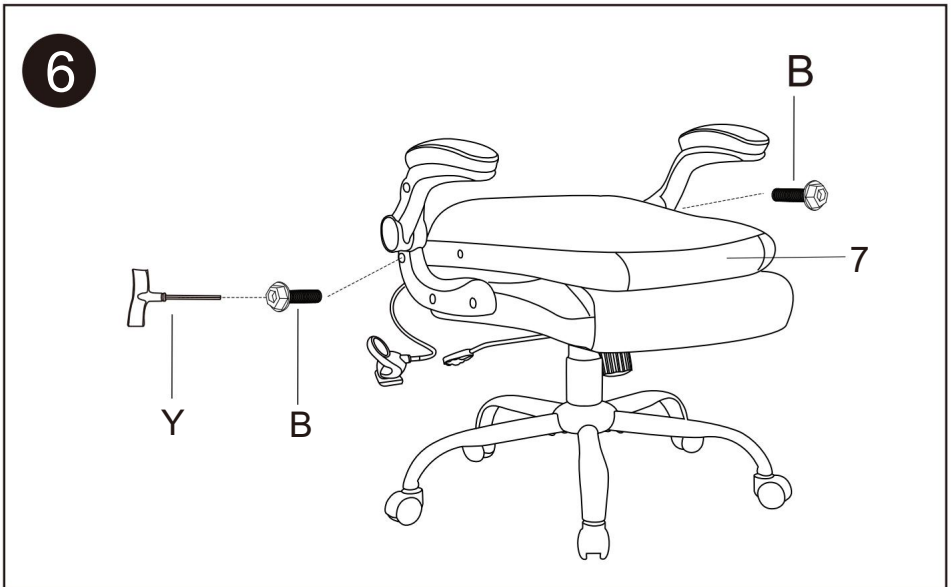
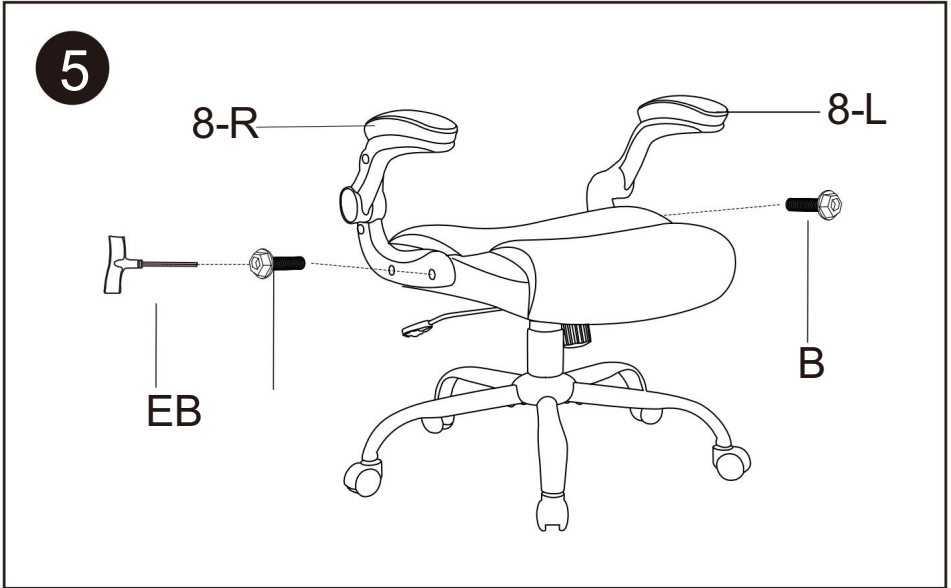
(1)	(2)	(2-1)		
		 Base para pies: 1 pieza		
Ruedas: 5	Base: 5	(2-2)		
		 Cubierta de la base de los pies: 1 pieza		
piezas (3)	piezas (4)	(5)		
				
Elevador de gas: 1 pieza	Tapa de elevación de gas: 1 pieza	Placa del asiento: 1 pieza		
(6)	(7)	(8)		
		8-D 8-1 		
Cojín del asiento : 1 pieza	Cojín de espalda : 1 pieza	Apoyabrazos: 1 par		
Hardware				
A	B	do	D	Y
				
1/4 x 7/8"	1/4 x 1 pulgada	M6*12 mm		
Tornillo: 4 piezas	Tornillo: 8 piezas	Tornillo: 10 piezas	Tapa: 8 piezas	Llave: 1 pieza

Piezas de repuesto			
			
1/4 x 7/8"	1/4 x 1 pulgada	M6*12 mm	
Tornillo: 1 pieza	Tornillo: 1 pieza	Tornillo: 1 pieza	Tapa: 1 ud.

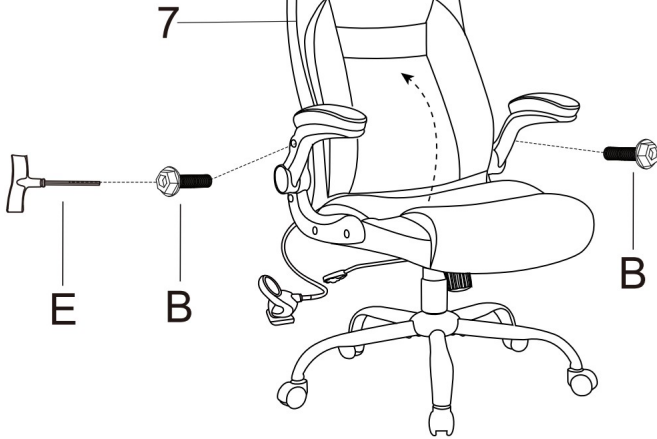
ASSEMBLY STEP





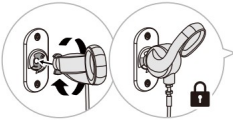


7

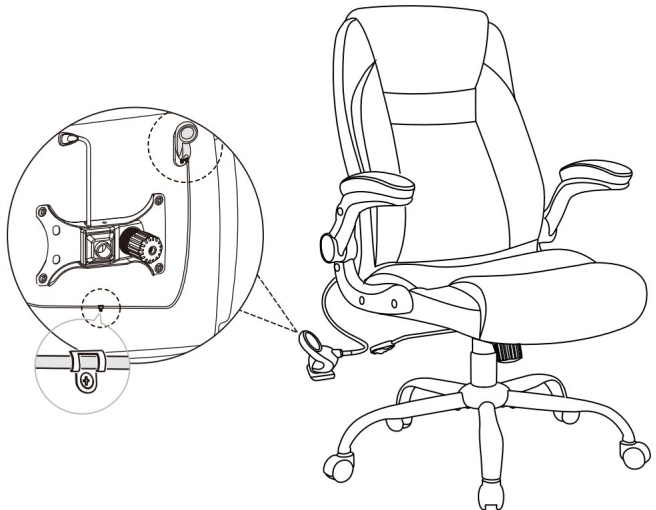


8

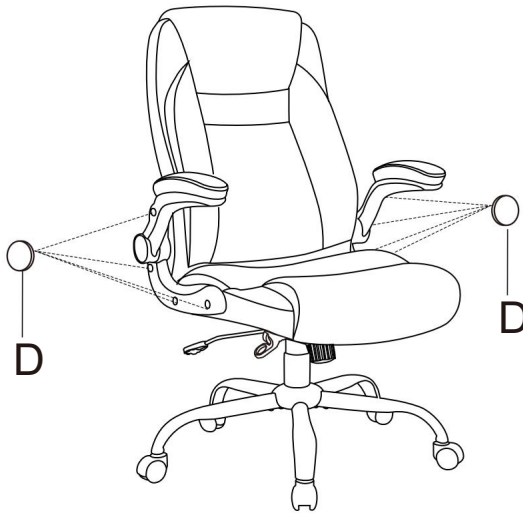
Insert the lumbar support lever into the opening, then twist to lock it in place.



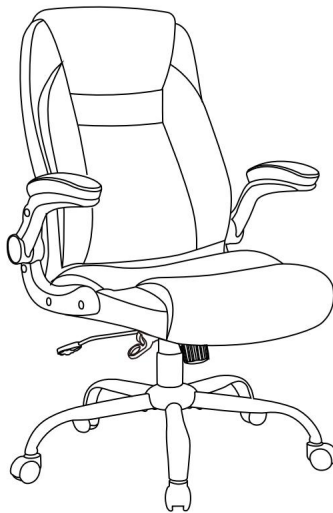
If needed, the lumbar support lever can be removed by applying pressure to the bayonet with the included Wrench .



9



10



PRODUCT PARAMETER

Package size (mm)	730*338*660
Size (mm)	680W*710D*1090H
N.W (kg)	19.75
G.W (kg)	22.7
Colour	Black
Lifting range	≤100mm
Backrest height	700 mm
Backrest width	510 mm
Cushion width	510 mm
Cushion deep	500 mm
Castor material	Nylon
Main Material	Iron+Plastic+PU+High rebound sponge
Load-bearing	≤300 lbs

Fabricante: Shanghaimuxinmuyeyouxiangongsi

Dirección: Shuangchenglu 803nong11hao1602A-1609shi, baoshanqu, shanghai 200000 CN.

Importado a AUS: SIHAO PTY LTD. 1 ROKEVA STREETEASTWOOD NSW 2122 Australia

Importado a EE. UU.: Sanven Technology Ltd. Suite 250, 9166 Anaheim Place , Rancho Cucamonga, CA 91730



E-CrossStu GmbH
Mainzer Landstr.69,
60329 Fráncfort del Meno.



YH CONSULTING LIMITADA.
C/O YH Consulting Limited Oficina 147,
Centurion House, London Road, Staines-
upon-Thames, Surrey, TW18 4AX

VEVOR[®]

TOUGH TOOLS, HALF PRICE

Technical Support and E-Warranty Certificate

www.vevor.com/support

VEVOR[®]

TOUGH TOOLS, HALF PRICE

Technical Support and E-Warranty Certificate www.vevor.com/support

EXECUTIVE CHAIR USER MANUAL

MODEL:GF-82727H

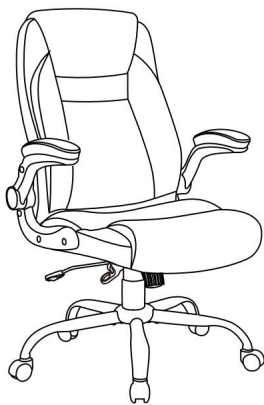
Nadal staramy się oferować Państwu narzędzia w konkurencyjnych cenach. „Oszczędź połowę”, „Połowa ceny” lub inne podobne wyrażenia używane przez nas stanowią jedynie szacunkowe oszczędności, jakie możesz uzyskać, kupując u nas określone narzędzia w porównaniu z głównymi markami i niekoniecznie oznaczają one objęcie wszystkich kategorii narzędzi oferowanych przez nas. Uprzejmie przypominamy, aby dokładnie sprawdzić, czy składając u nas zamówienie faktycznie oszczędzasz połowę w porównaniu z głównymi markami.

VEVOR[®]

TOUGH TOOLS, HALF PRICE

EXECUTIVE CHAIR

MODEL: GF-82727H



POTRZEBUJESZ POMOCY? SKONTAKTUJ SIĘ Z NAMI!

Masz pytania dotyczące produktu? Potrzebujesz wsparcia technicznego? Skontaktuj się z nami:
Wsparcie

techniczne i certyfikat E-Gwarancji www.vevor.com/support

To jest oryginalna instrukcja, przed użyciem należy uważnie przeczytać wszystkie instrukcje. VEVOR zastrzega sobie jasną interpretację naszej instrukcji obsługi. Wygląd produktu będzie zależał od produktu, który otrzymałeś. Prosimy o wybaczenie, że nie poinformujemy Cię ponownie, jeśli w naszym produkcie pojawią się jakiegokolwiek aktualizacje technologiczne lub oprogramowania.

SAFETY INSTRUCTIONS

WARNING:

Read this instructions carefully before using this product. Failure to do so can result in serious injury.





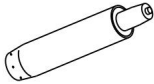
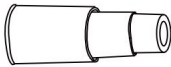
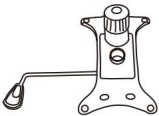


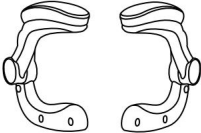




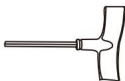
Assembly precautions

1. Assemble only should be according to these instructions. Improper assembly can result in hazards.
2. Wear ANSI-approved safety goggles and heavy-duty work gloves during assembly.
3. Keep the assembly area clean and well-lit.
4. Keep bystanders out of the area during assembly.
5. Do not assemble when tired or when under the influence of alcohol, drugs or medication.
6. The product capabilities apply to properly and completely assembled products only.
7. Assemble on a flat, level, hard and smooth surface capable of safely supporting the executive chair.
8. For additional information regarding the parts listed in the following pages, please refer to the Assembly Diagram of this manual. Unwrap and separate all parts in a clean work area.

Use precautions

1. Do not exceed weight capacities.
2. Use only on a flat, level, hard and smooth surface capable of safely supporting a fully loaded executive chair.
3. Use as intended only.
4. Inspect before every use; do not use if parts are loose or damaged.

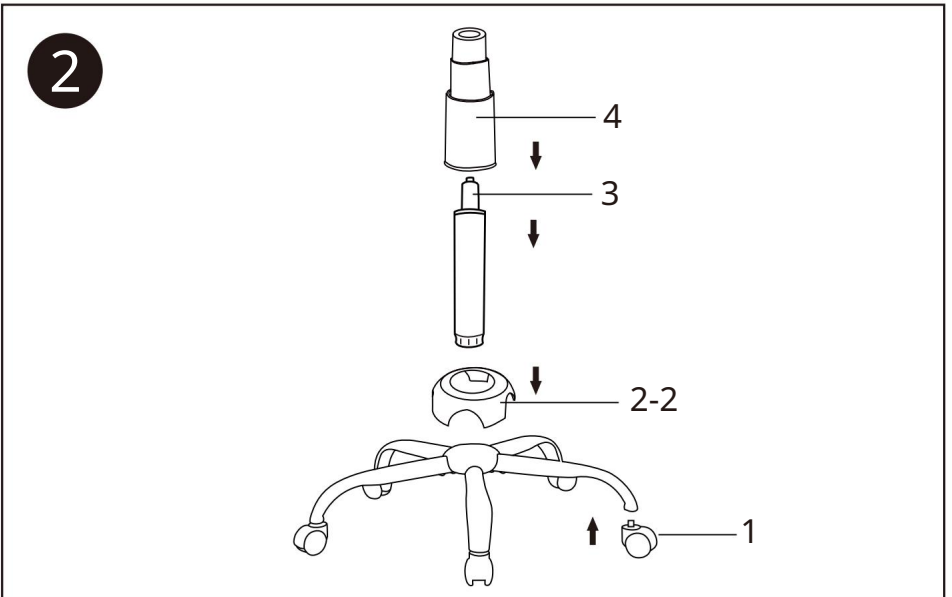
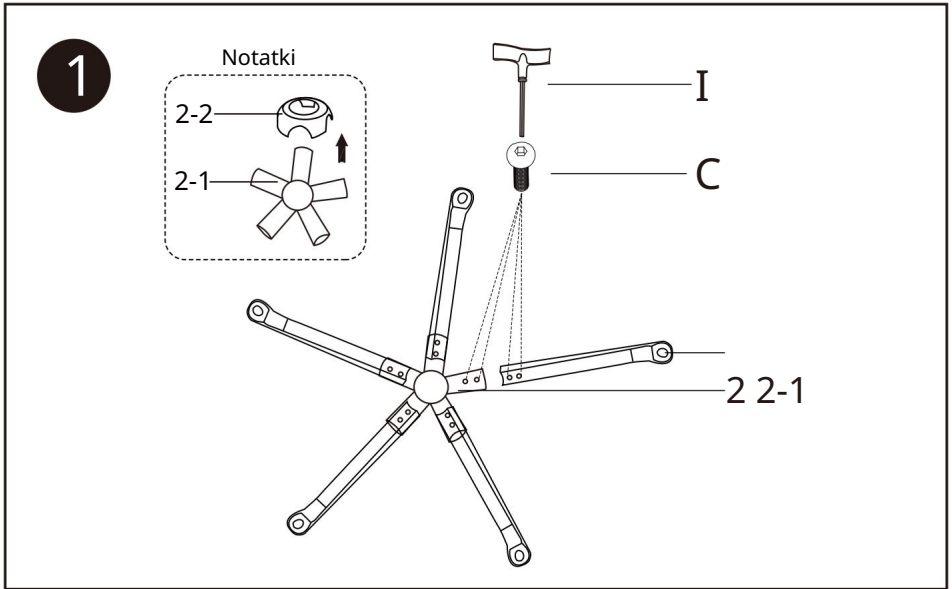
SAVE THESE INSTRUCTIONS**PARTS LIST**

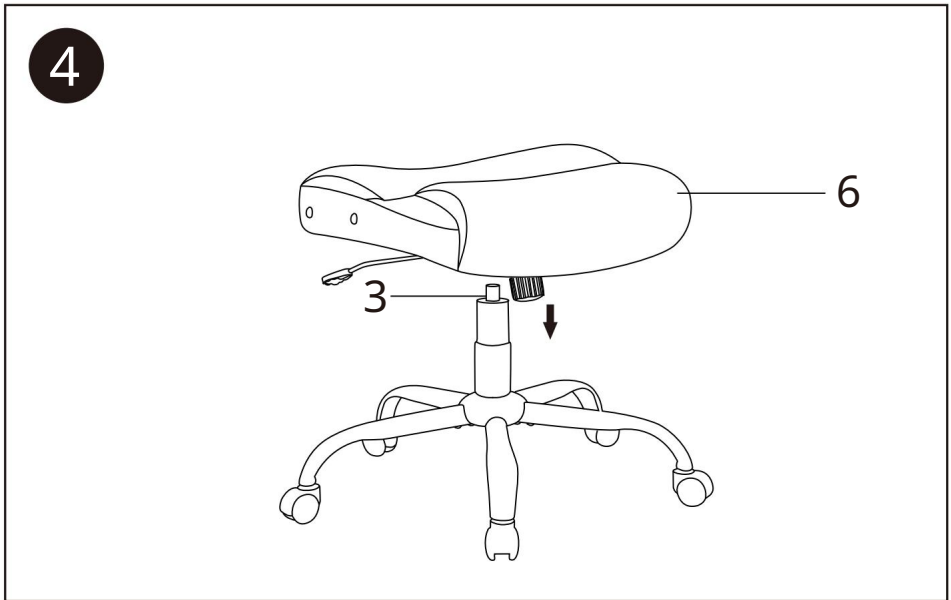
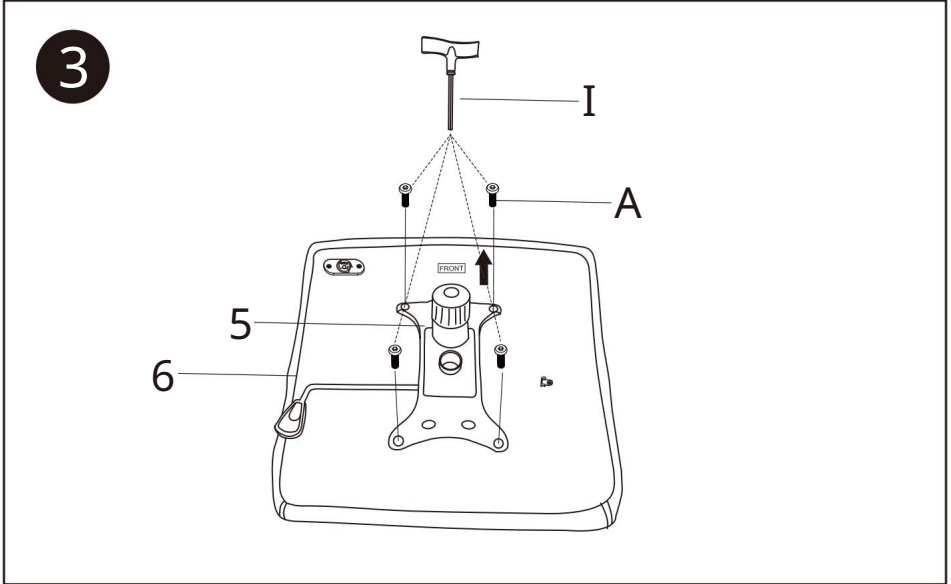
(1)	(2)	(2-1)		
		 Podstawa stóp: 1 szt.		
Kółka: 5 szt.	Podstawa: 5	(2-2)		
		 Osłona podstawy stóp: 1 szt.		
(3)	szt. (4)	(5)		
				
Podnośnik gazowy: 1 szt.	Pokrywa podnośnika gazowego: 1 szt.	Płyta siedziska: 1 szt.		
(6)	(7)	(8)		
		8-P 8-L 		
Poduszka siedziska : 1 szt.	Poduszka pod plecy : 1 szt.	Podłokietnik: 1 para		
Sprzęt komputerowy				
A	B	C	D	I
				
1/4x7/8" Śruba: 4 szt.	1/4x1" Śruba: 8 szt.	M6*12mm" Śruba: 10 szt.	Nasadka: 8 szt.	Klucz: 1 szt.

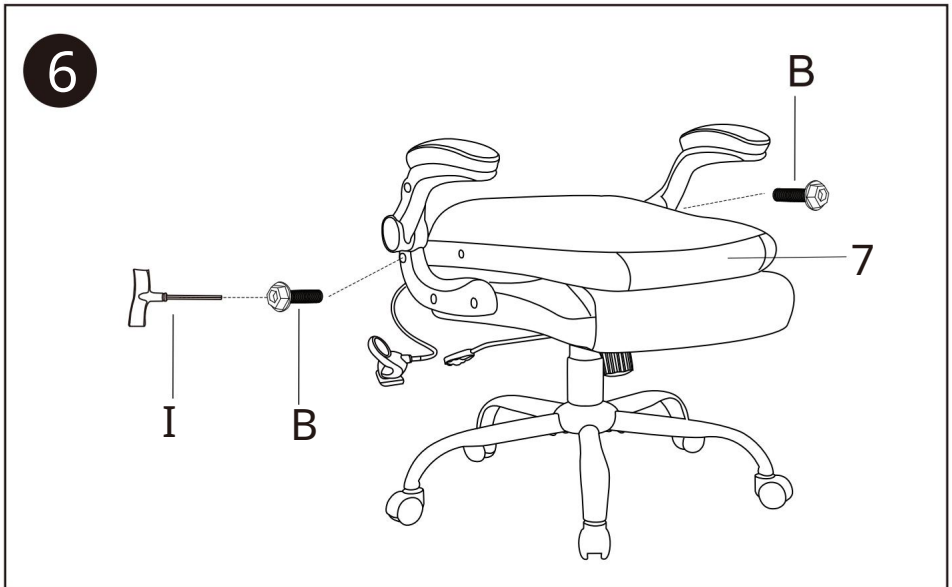
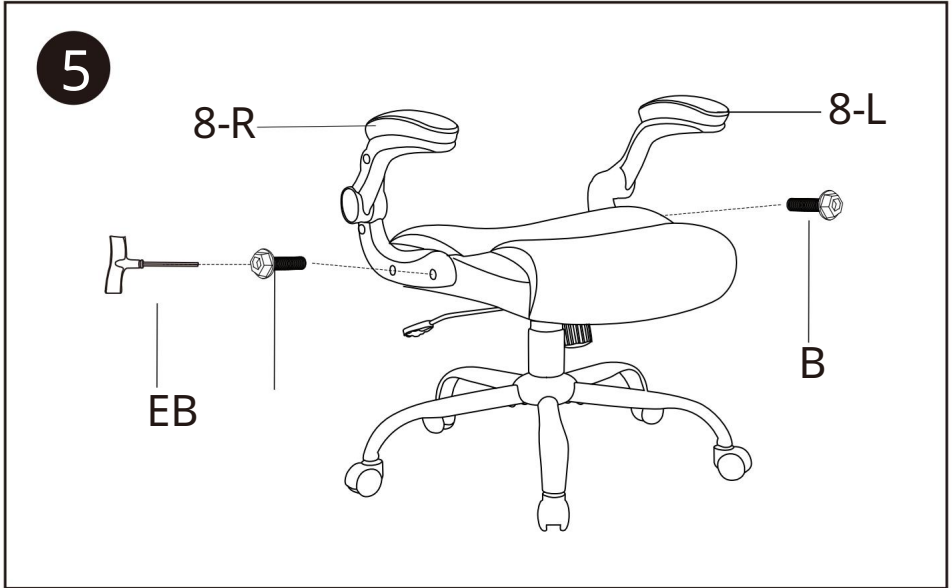
Części zapasowe

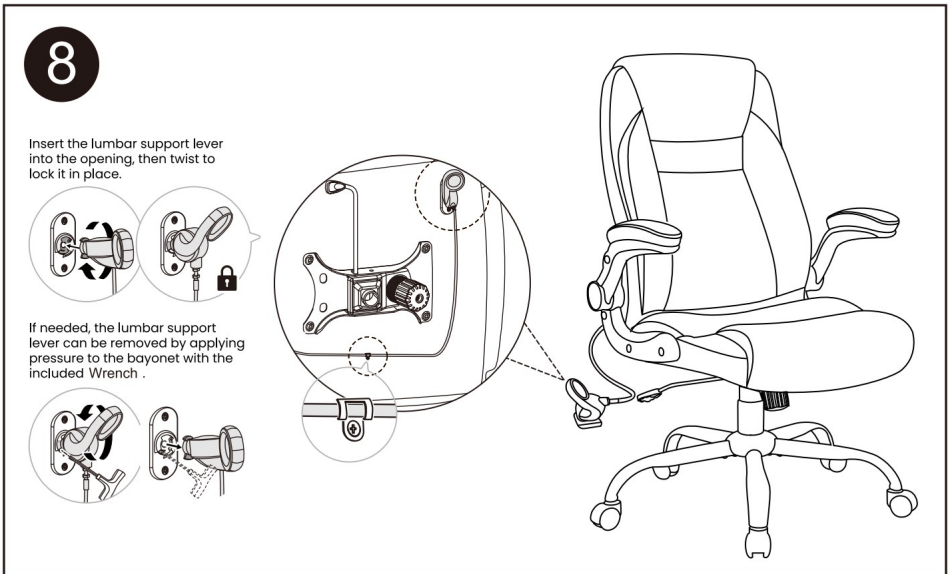
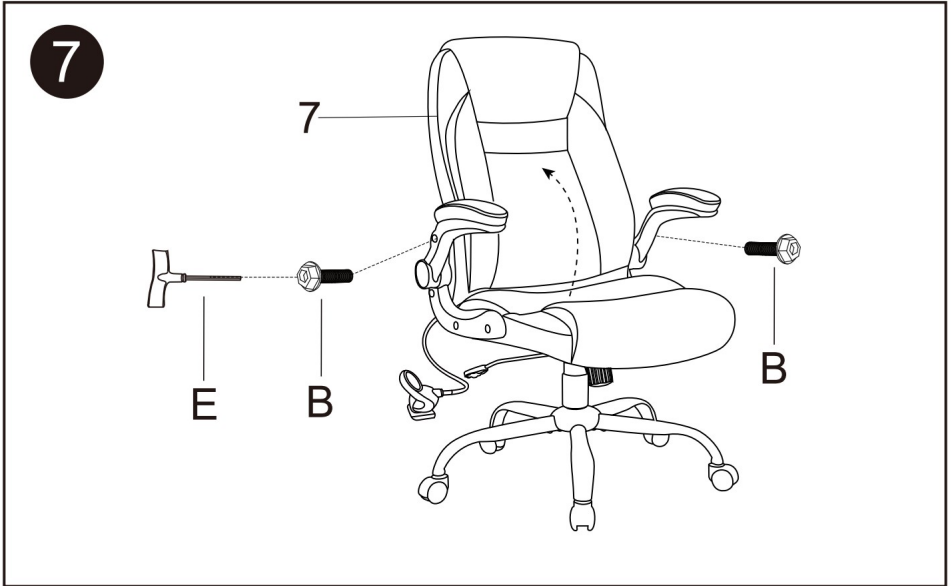
			
1/4x7/8" Śruba: 1 szt.	1/4x1" Śruba: 1 szt.	M6*12mm" Śruba: 1 szt.	Czapka: 1 szt.

ASSEMBLY STEP

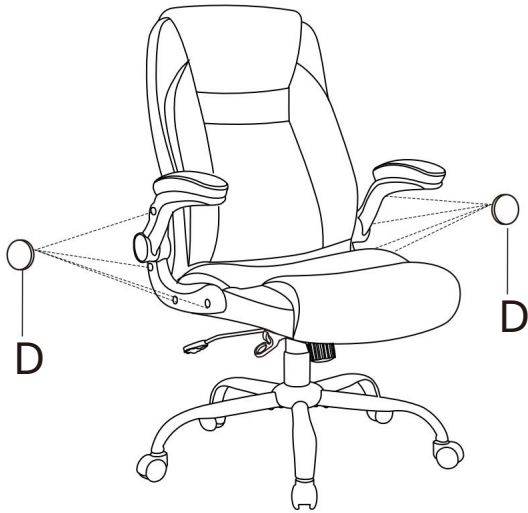




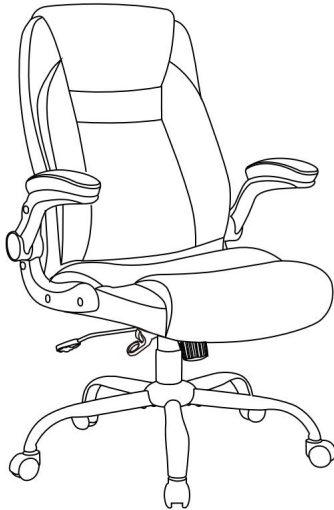




9



10



PRODUCT PARAMETER

Package size (mm)	730*338*660
Size (mm)	680W*710D*1090H
N.W (kg)	19.75
G.W (kg)	22.7
Colour	Black
Lifting range	≤100mm
Backrest height	700 mm
Backrest width	510 mm
Cushion width	510 mm
Cushion deep	500 mm
Castor material	Nylon
Main Material	Iron+Plastic+PU+High rebound sponge
Load-bearing	≤300 lbs

Producent: Shanghaimuxinmuyeyouxiangongsi

Adres: Shuangchenglu 803nong11hao1602A-1609shi, baoshanqu, szanghaj 200000 CN.

Importowane do AUS: SIHAO PTY LTD. 1 ROKEVA STREETEASTWOOD NSW 2122 Australia

Importowane do USA: Sanven Technology Ltd. Suite 250, 9166 Anaheim Place
, Rancho Cucamonga, Kalifornia 91730



E-CrossStu GmbH
Mainzer Landstr.69,
60329 Frankfurt nad Menem.



YH CONSULTING LIMITED.
C/O YH Consulting Limited Biuro 147, Centurion
House, London Road, Staines-upon-
Thames, Surrey, TW18 4AX

VEVOR[®]

TOUGH TOOLS, HALF PRICE

Technical Support and E-Warranty Certificate

www.vevor.com/support

VEVOR[®]

TOUGH TOOLS, HALF PRICE

Technical Support and E-Warranty Certificate www.vevor.com/support

EXECUTIVE CHAIR

USER MANUAL

MODEL:GF-82727H

Wij streven er voortdurend naar om u gereedschappen tegen concurrerende prijzen te leveren.

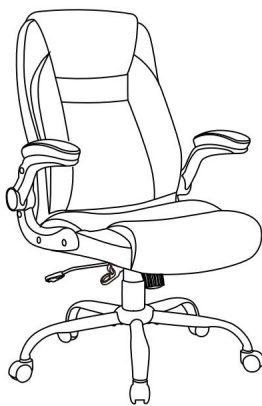
"Save Half", "Half Price" of andere soortgelijke uitdrukkingen die wij gebruiken, geven alleen een schatting weer van de besparingen die u kunt behalen door bepaalde gereedschappen bij ons te kopen in vergelijking met de grote topmerken en betekent niet noodzakelijkerwijs dat alle categorieën gereedschappen die wij aanbieden, worden gedekt. Wij herinneren u eraan om zorgvuldig te controleren of u daadwerkelijk de helft bespaart in vergelijking met de grote topmerken wanneer u een bestelling bij ons plaatst.

VEVOR[®]

TOUGH TOOLS, HALF PRICE

EXECUTIVE CHAIR

MODEL: GF-82727H



HULP NODIG? NEEM CONTACT MET ONS OP!

Heeft u vragen over het product? Heeft u technische ondersteuning nodig? Neem dan gerust contact met

ons op: **Technische ondersteuning en E-garantiecertificaat**

www.vevor.com/support

Dit is de originele instructie, lees alle handleidingen zorgvuldig door voordat u het product gebruikt. VEVOR behoudt zich een duidelijke interpretatie van onze gebruikershandleiding voor. Het uiterlijk van het product is afhankelijk van het product dat u hebt ontvangen. Vergeef ons dat we u niet opnieuw zullen informeren als er technologie- of software-updates voor ons product zijn.

SAFETY INSTRUCTIONS

WARNING:

Read this instructions carefully before using this product. Failure to do so can result in serious injury.





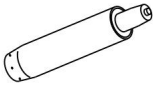

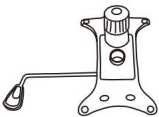


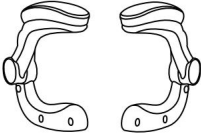
Assembly precautions

1. Assemble only should be according to these instructions. Improper assembly can result in hazards.
2. Wear ANSI-approved safety goggles and heavy-duty work gloves during assembly.
3. Keep the assembly area clean and well-lit.
4. Keep bystanders out of the area during assembly.
5. Do not assemble when tired or when under the influence of alcohol, drugs or medication.
6. The product capabilities apply to properly and completely assembled products only.
7. Assemble on a flat, level, hard and smooth surface capable of safely supporting the executive chair.
8. For additional information regarding the parts listed in the following pages, please refer to the Assembly Diagram of this manual. Unwrap and separate all parts in a clean work area.





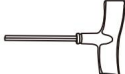
Use precautions

1. Do not exceed weight capacities.
2. Use only on a flat, level, hard and smooth surface capable of safely supporting a fully loaded executive chair.
3. Use as intended only.
4. Inspect before every use; do not use if parts are loose or damaged.





SAVE THESE INSTRUCTIONS**PARTS LIST**

(1)	(2)	(2-1)
		 Voetenbasis: 1 st.
Zwenkwielen: 5	Basis: 5	(2-2)
stuks (3)	stuks (4)	 Voeten basishoes: 1 st.
		
Gaslift: 1 st.	Gasliftafdekking: 1 st.	Zitplaat: 1 st.
(6)	(7)	(8)
		8-R 8-L 
Zitkussen : 1 st.	Rugkussen : 1 st.	Arملهuning: 1 paar

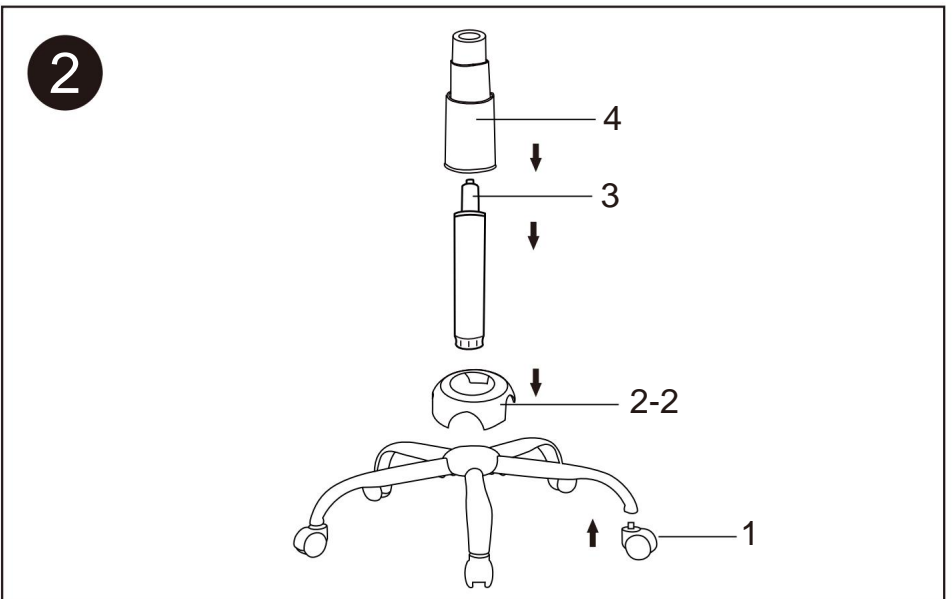
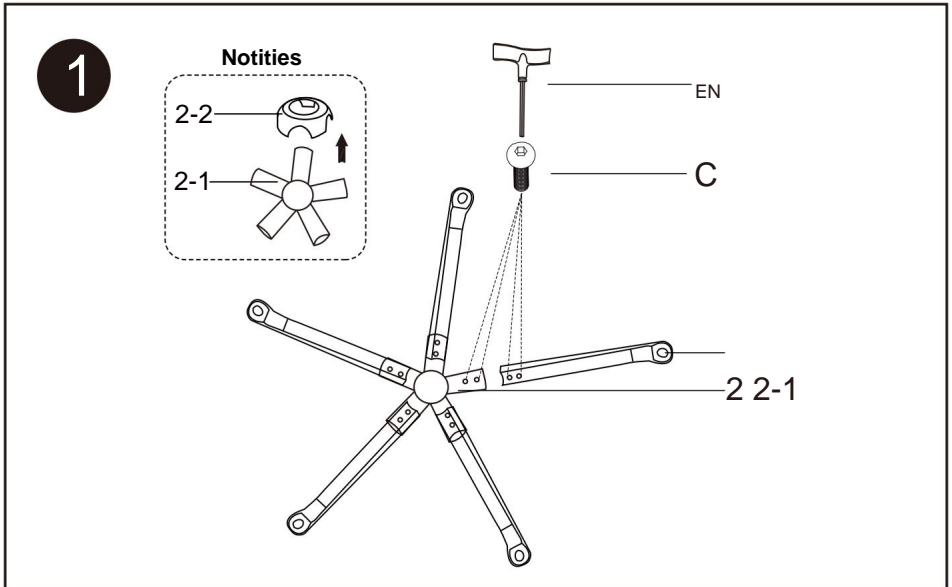
Hardware

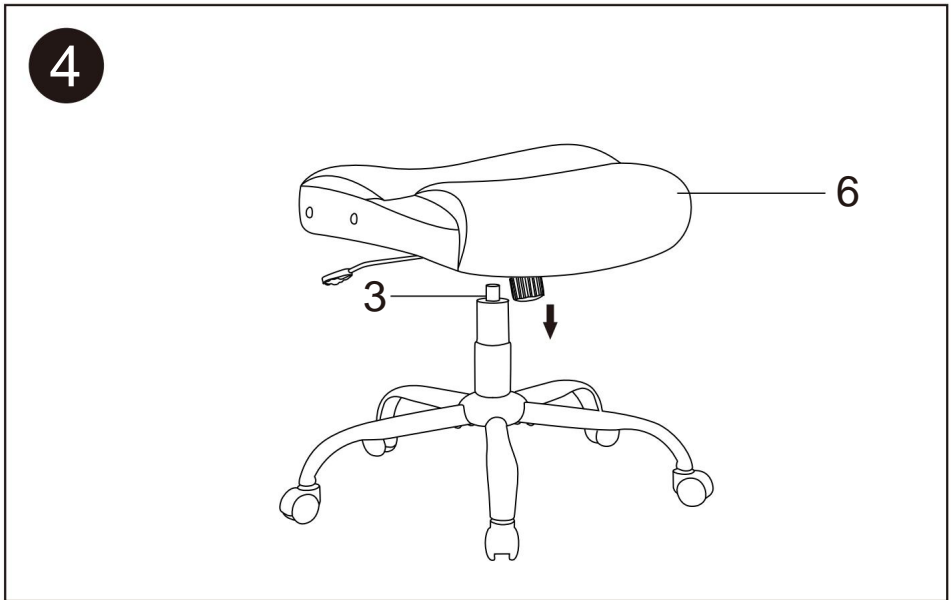
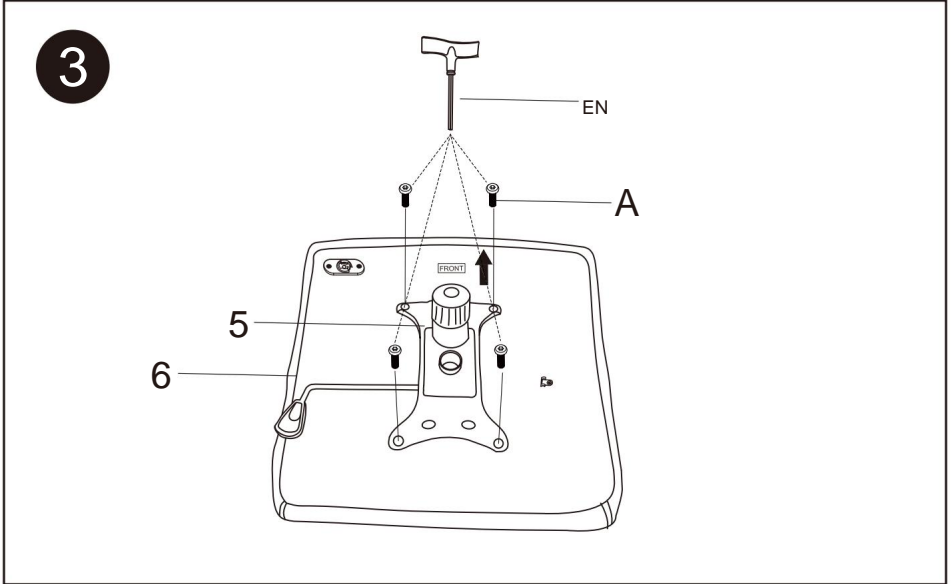
A	B	C	D	EN
				
1/4x7/8"	1/4x1"	M6*12mm"	Dop: 8 stuks	Sleutel: 1 st.
Schroef: 4 stuks	Schroef: 8 stuks	Schroef: 10 stuks		

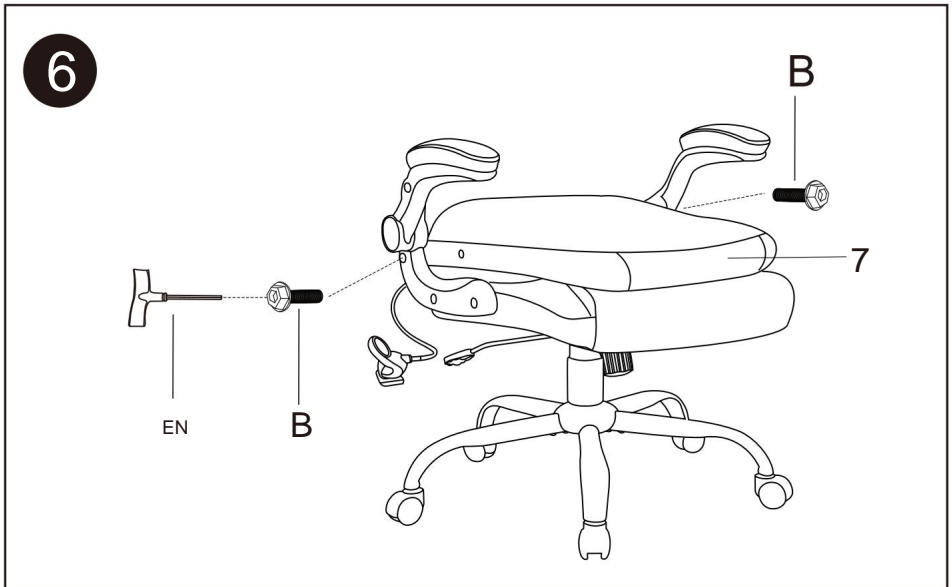
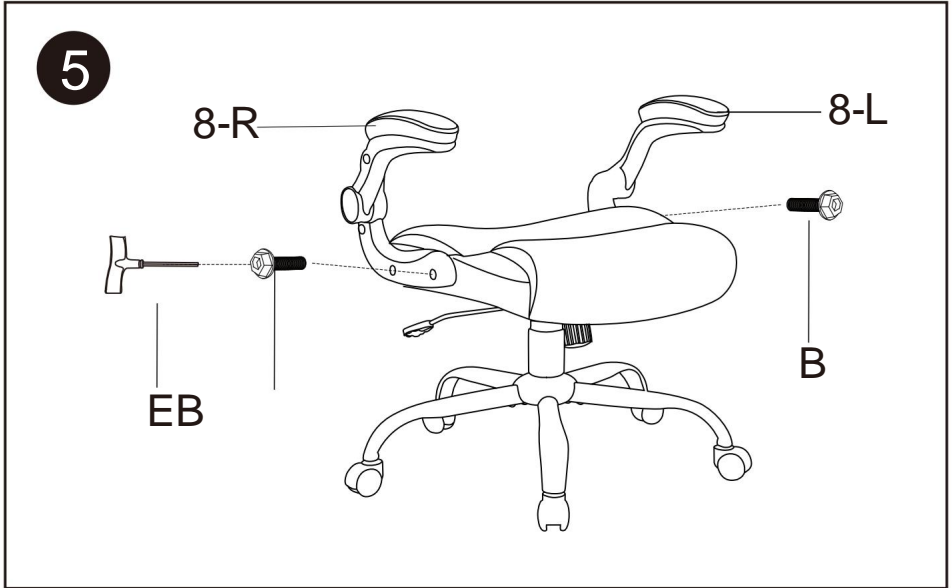
Reserveonderdelen

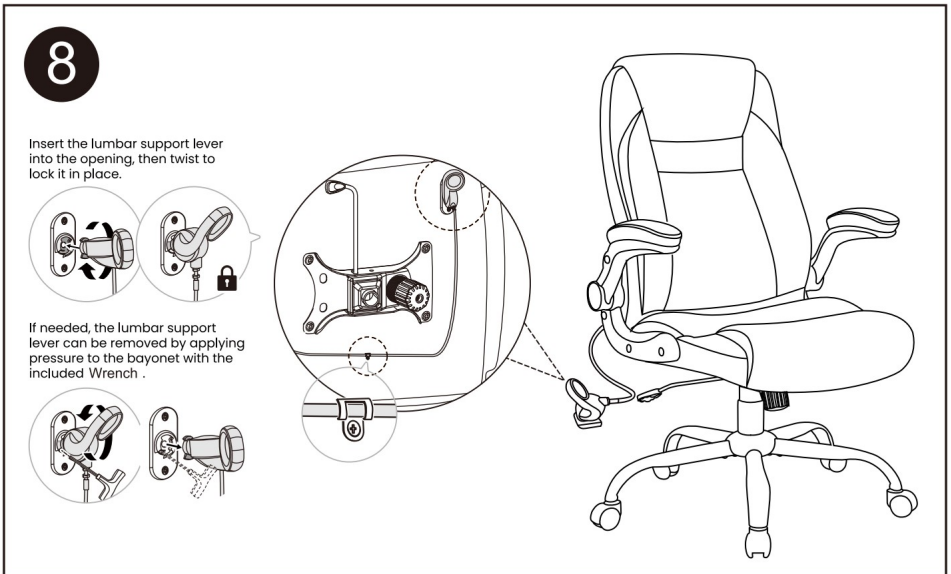
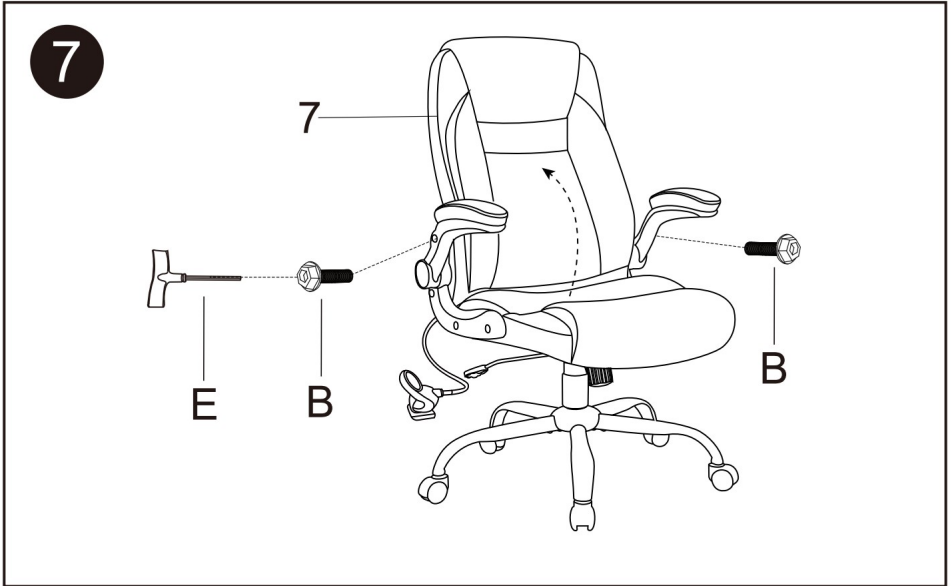
			
1/4x7/8"	1/4x1"	M6*12mm"	Dop: 1 st.
Schroef: 1 st.	Schroef: 1 st.	Schroef: 1 st.	

ASSEMBLY STEP

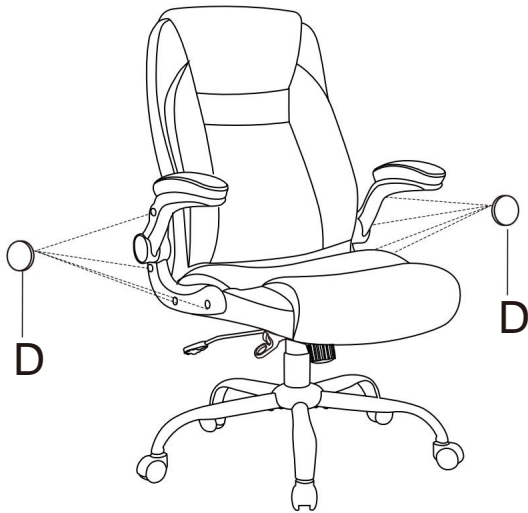




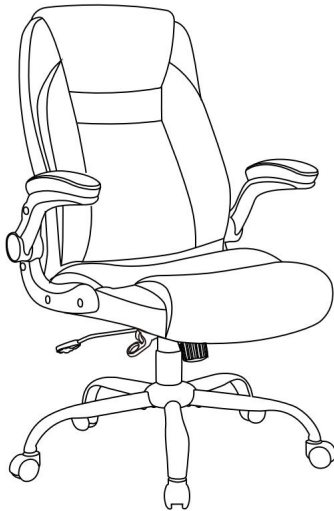




9



10



PRODUCT PARAMETER

Package size (mm)	730*338*660
Size (mm)	680W*710D*1090H
N.W (kg)	19.75
G.W (kg)	22.7
Colour	Black
Lifting range	≤100mm
Backrest height	700 mm
Backrest width	510 mm
Cushion width	510 mm
Cushion deep	500 mm
Castor material	Nylon
Main Material	Iron+Plastic+PU+High rebound sponge
Load-bearing	≤300 lbs

Fabrikant: Shanghaimuxinmuyeyouxiangongsi

Adres: Shuangchenglu 803nong11hao1602A-1609shi, baoshanqu, shanghai 200000 CN.

Geïmporteerd naar AUS: SIHAO PTY LTD. 1 ROKEVA STREETEASTWOOD NSW 2122 Australië

Geïmporteerd naar de VS: Sanven Technology Ltd. Suite 250, 9166 Anaheim Place , Rancho Cucamonga, CA 91730



E-CrossStu GmbH
Mainzer Landstr.69,
60329 Frankfurt am Main.



YH CONSULTING LIMITED.
C/O YH Consulting Limited Kantoor 147,
Centurion House, London Road, Staines-
upon-Thames, Surrey, TW18 4AX

VEVOR[®]

TOUGH TOOLS, HALF PRICE

Technical Support and E-Warranty Certificate

www.vevor.com/support

VEVOR[®]

TOUGH TOOLS, HALF PRICE

Technical Support and E-Warranty Certificate www.vevor.com/support

EXECUTIVE CHAIR

USER MANUAL

MODEL:GF-82727H

Vi fortsätter att vara engagerade i att ge dig verktyg till konkurrenskraftiga priser.

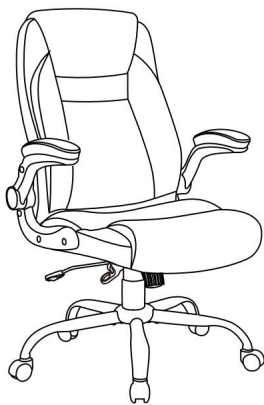
"Spara hälften", "halva priset" eller andra liknande uttryck som används av oss representerar bara en uppskattning av besparingar du kan dra nytta av att köpa vissa verktyg hos oss jämfört med de stora toppmärkena och betyder inte nödvändigtvis att täcka alla kategorier av verktyg som erbjuds av oss. Du påminns om att noggrant kontrollera när du gör en beställning hos oss om du verkligen sparar hälften i jämförelse med de främsta varumärkena.

VEVOR[®]

TOUGH TOOLS, HALF PRICE

EXECUTIVE CHAIR

MODEL: GF-82727H



BEHÖVER HJÄLP? KONTAKTA OSS!

Har du produktfrågor? Behöver du teknisk support? Kontakta oss gärna: **Teknisk support och e-**

garanticertifikat www.vevor.com/support

Detta är den ursprungliga instruktionen, läs alla instruktioner noggrant innan du använder den. VEVOR reserverar sig för en tydlig tolkning av vår användarmanual. Utseendet på produkten är beroende av den produkt du fått. Ursäkta oss att vi inte kommer att informera dig igen om det finns någon teknik eller mjukvaruuppdateringar på vår produkt.

SAFETY INSTRUCTIONS

WARNING:

Read this instructions carefully before using this product. Failure to do so can result in serious injury.





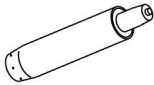
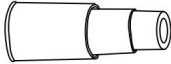
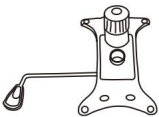


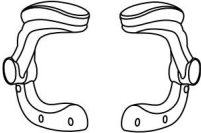
Assembly precautions

1. Assemble only should be according to these instructions. Improper assembly can result in hazards.
2. Wear ANSI-approved safety goggles and heavy-duty work gloves during assembly.
3. Keep the assembly area clean and well-lit.
4. Keep bystanders out of the area during assembly.
5. Do not assemble when tired or when under the influence of alcohol, drugs or medication.
6. The product capabilities apply to properly and completely assembled products only.
7. Assemble on a flat, level, hard and smooth surface capable of safely supporting the executive chair.
8. For additional information regarding the parts listed in the following pages, please refer to the Assembly Diagram of this manual. Unwrap and separate all parts in a clean work area.





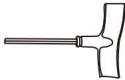
Use precautions

1. Do not exceed weight capacities.
2. Use only on a flat, level, hard and smooth surface capable of safely supporting a fully loaded executive chair.
3. Use as intended only.
4. Inspect before every use; do not use if parts are loose or damaged.





SAVE THESE INSTRUCTIONS**PARTS LIST**

(1)	(2)	(2-1)
		 Fötter Bas: 1 st
Hjul: 5 st (3)	Bas: 5 st (4)	(2-2)
		 Fötter Basskydd: 1 st
		(5)
		
Gaslift: 1 st	Gaslyftskåpa: 1 st	Sittplatta: 1 st
(6)	(7)	(8)
		8-R 8-L 
Sittdyna : 1 st	Ryggkudde : 1 st	Armstöd: 1 par

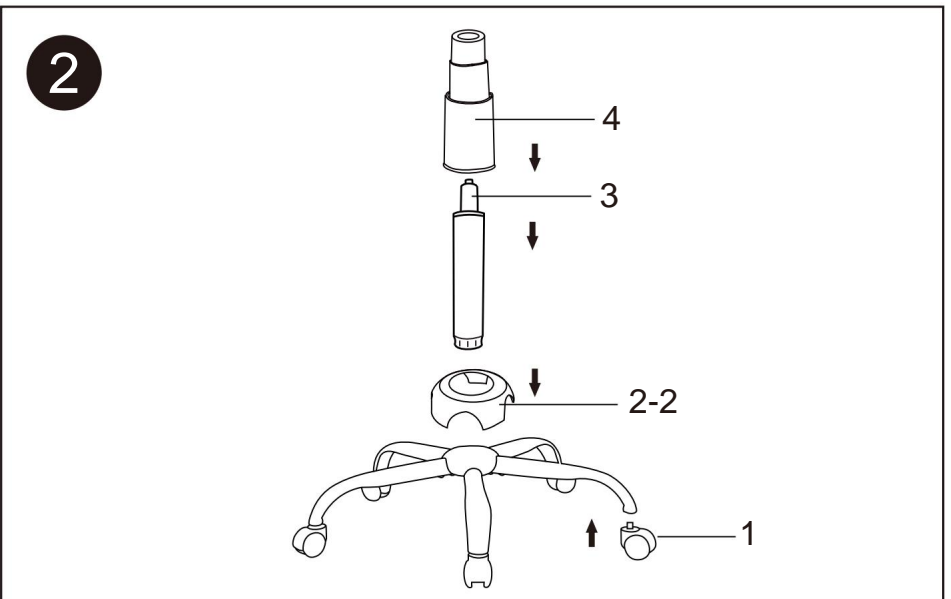
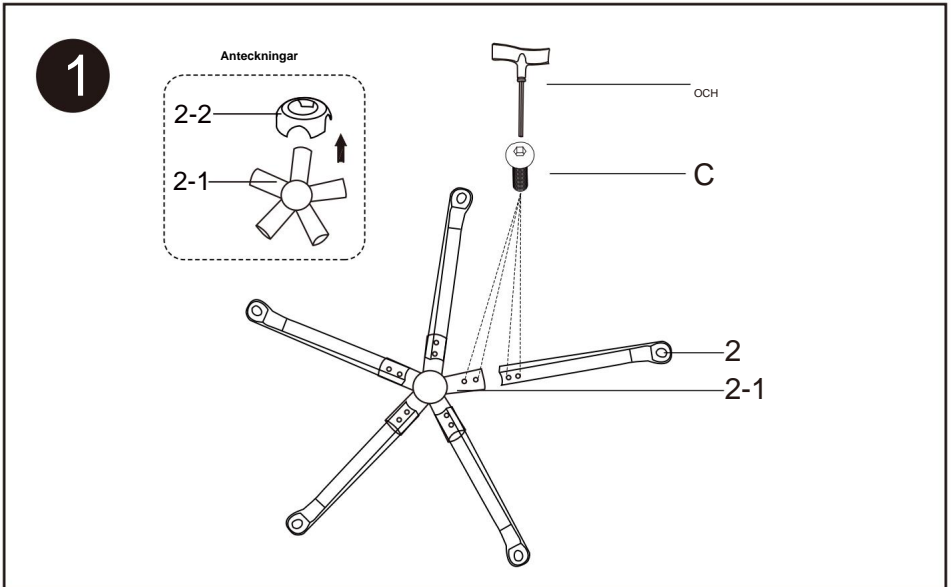
Hårdvara

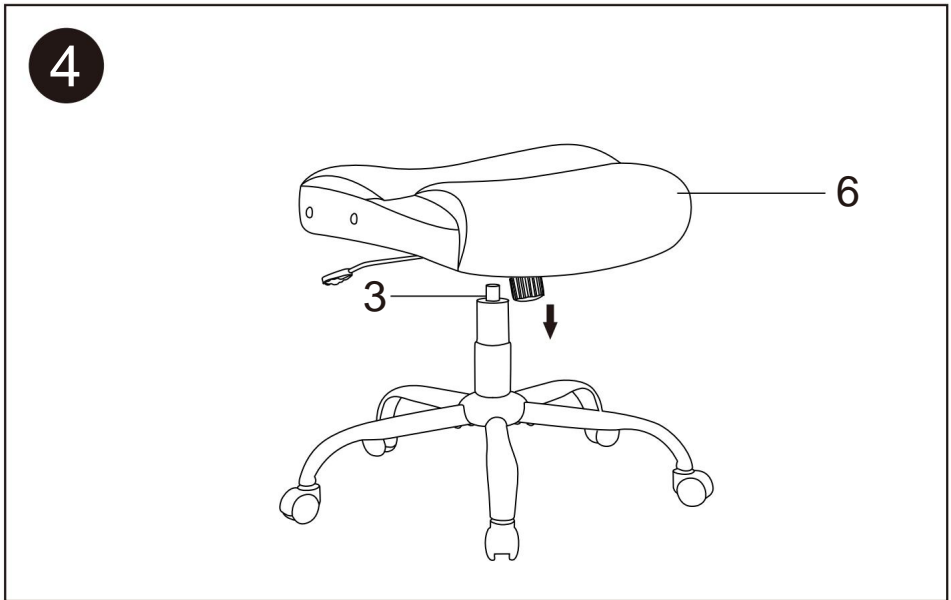
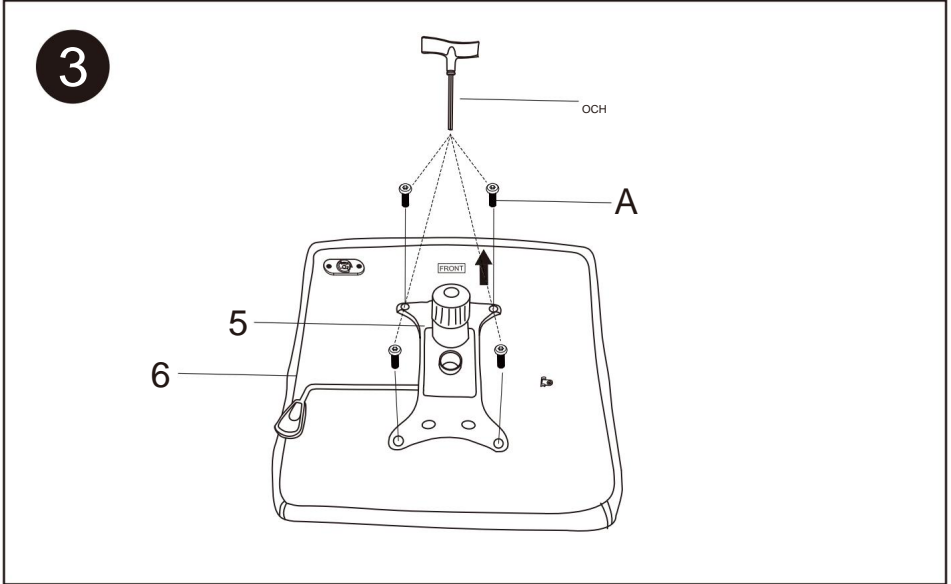
A	B	C	D	OCH
				
1/4x7/8" Skruv : 4 st	1/4x1" Skruv : 8 st	M6*12mm" Skruv : 10 st	Cap : 8 st	Skiftnyckel: 1 st

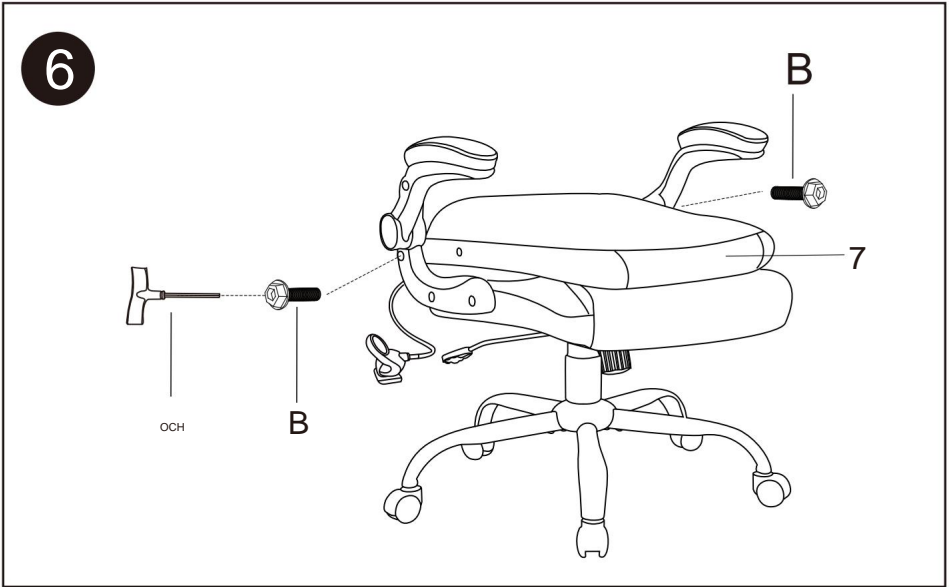
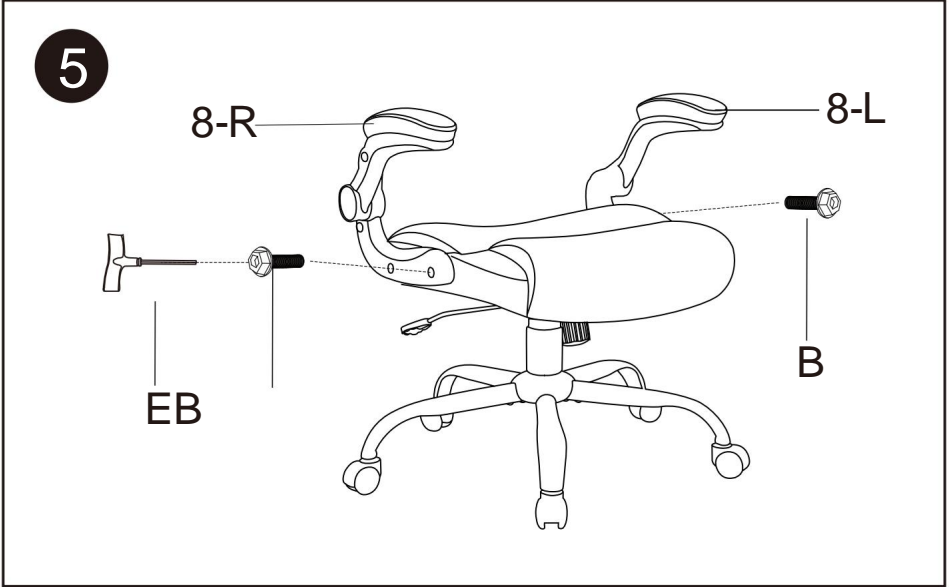
Reservdelar

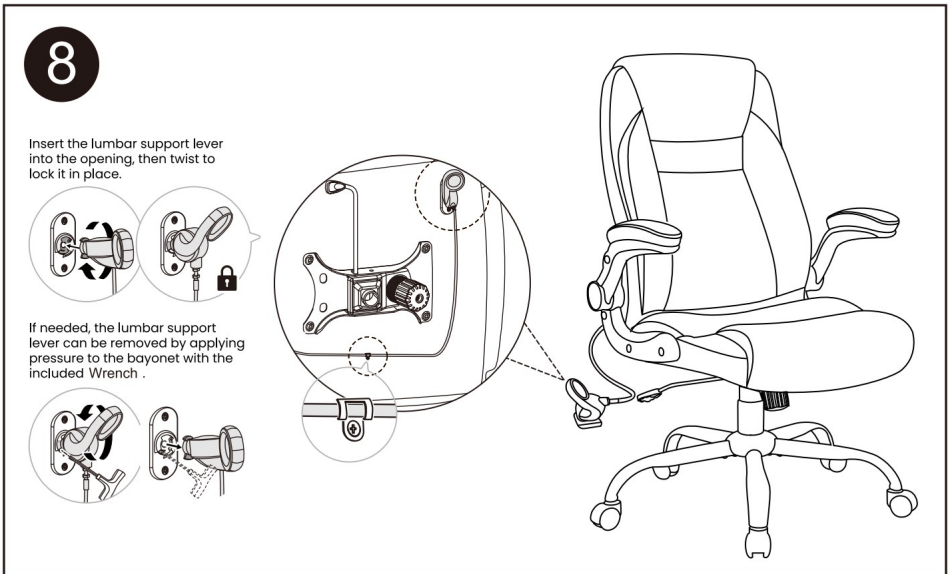
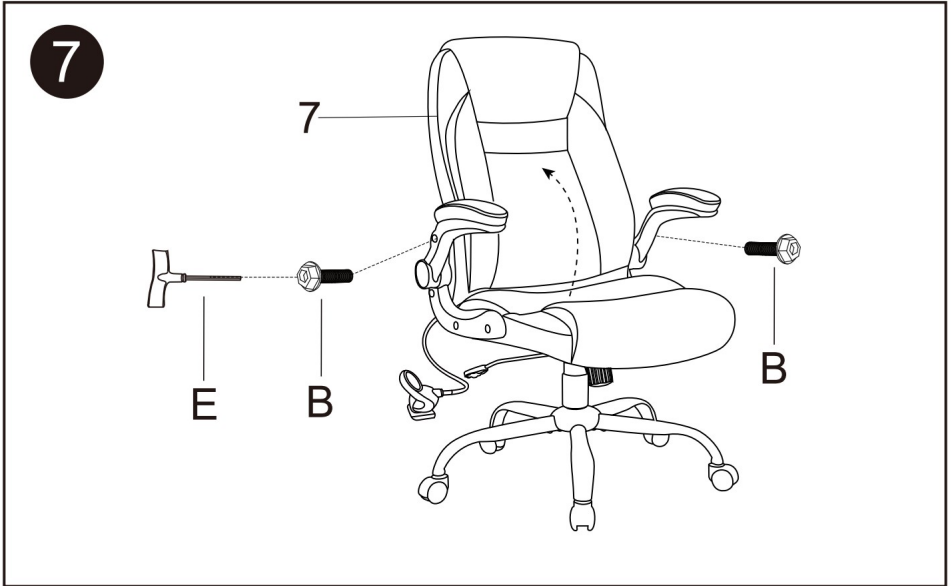
			
1/4x7/8" Skruv: 1 st	1/4x1" Skruv: 1 st	M6*12mm" Skruv: 1 st	Cap: 1 st

ASSEMBLY STEP

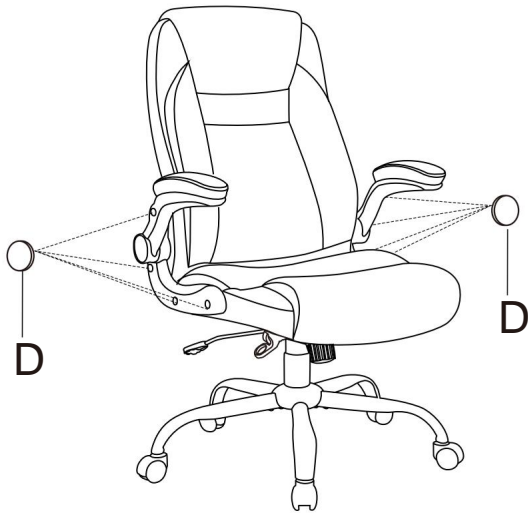




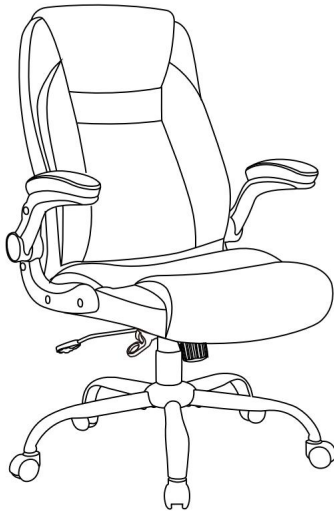




9



10



PRODUCT PARAMETER

Package size (mm)	730*338*660
Size (mm)	680W*710D*1090H
N.W (kg)	19.75
G.W (kg)	22.7
Colour	Black
Lifting range	≤100mm
Backrest height	700 mm
Backrest width	510 mm
Cushion width	510 mm
Cushion deep	500 mm
Castor material	Nylon
Main Material	Iron+Plastic+PU+High rebound sponge
Load-bearing	≤300 lbs

Tillverkare: Shanghaimuxinmuyeyouxiangongsi

Adress: Shuangchenglu 803nong11hao1602A-1609shi, baoshanqu, shanghai 200000 CN.

Importerad till AUS: SIHAO PTY LTD. 1 ROKEVA STREETEASTWOOD NSW 2122 Australien

Importerad till USA: Sanven Technology Ltd. Suite 250, 9166 Anaheim Place , Rancho Cucamonga, CA 91730



E-CrossStu GmbH
Mainzer Landstr.69,
60329 Frankfurt am Main.



YH CONSULTING LIMITED.
C/O YH Consulting Limited Office 147, Centurion
House, London Road, Staines-upon-
Thames, Surrey, TW18 4AX

VEVOR[®]

TOUGH TOOLS, HALF PRICE

Technical Support and E-Warranty Certificate

www.vevor.com/support