

VEVOR[®]

TOUGH TOOLS, HALF PRICE

Technical Support and E-Warranty Certificate

www.vevor.com/support

DRILL POWERED CHIMNEY SWEEPING BRUSH

MODEL: CB07 / CB08 / CB09 / CB10 / CB12

We continue to be committed to provide you tools with competitive price.

"Save Half", "Half Price" or any other similar expressions used by us only represents an estimate of savings you might benefit from buying certain tools with us compared to the major top brands and does not necessarily mean to cover all categories of tools offered by us. You are kindly reminded to verify carefully when you are placing an order with us if you are actually saving half in comparison with the top major brands.

VEVOR®

TOUGH TOOLS, HALF PRICE

Drill Powered Chimney Sweeping Brush

MODEL: CB07 / CB08 / CB09 / CB10 / CB12



The picture is for reference only, the number of accessories for each model is slightly different, subject to the actual.

NEED HELP? CONTACT US!

Have product questions? Need technical support? Please feel free to contact us:



Technical Support and E-Warranty Certificate
www.vevor.com/support

This is the original instruction, please read all manual instructions carefully before operating. VEVOR reserves a clear interpretation of our user manual. The appearance of the product shall be subject to the product you received. Please forgive us that we won't inform you again if there are any technology or software updates on our product.

PARAMETER LIST

model	CB07	CB08	CB09	CB10	CB12
length	23ft/7m	26ft/8m	30ft/9m	33ft/10m	39ft/12m
Single rod length/rod diameter	The length of the single rod is 1 meter, and the diameter of the rod is 12mm	The length of the single rod is 1 meter, and the diameter of the rod is 12mm	The length of the single rod is 1 meter, and the diameter of the rod is 12mm	The length of the single rod is 1 meter, and the diameter of the rod is 12mm	The length of the single rod is 1 meter, and the diameter of the rod is 12mm
net weight(kg)	1.9	2.1	2.3	2.5	2.8

PART LIST

model	picture	CB07	CB08	CB09	CB10	CB12
Fireplace brush - Pole		7	8	9	10	12
Fireplace brush - Brush head		1	1	1	1	1

Dust goggles		1	1	1	1	1
leather working gloves		1	1	1	1	1
storage bag		1	1	1	1	1
scrub sponge		1	1	1	1	1
Dustproof plastic sheet		1	1	1	1	1

Ash brush		1	1	1	1	1
Chuck connector		1	1	1	1	1
hex wrench		1	1	1	1	1

SECURITY & WARNINGS

In this section, you will find all the important information you need to be aware of before engaging in using your chimney brush. Safety should be your top priority while using this product.

Please read this information carefully, as improper use could damage the chimney brush.

- Use professional drills for power sweeping with a safety auxiliary handle that will stop the drill immediately when necessary.
- Use drills with a speed range from 350rpm to 2000rpm, 24V or above DC powered drill, or 500W and AC powered drill.
- Use your drill to rotate the chimney brush gradually and evenly, and avoid sudden trigger press, which will cause sudden high torque force to damage the rods and chimney.
- Never grip the rods too tightly; this could pull your gloves off.
- When connecting the rods, keep them as straight as possible.
- Never keep the rods spinning in the chimney if you are not moving the

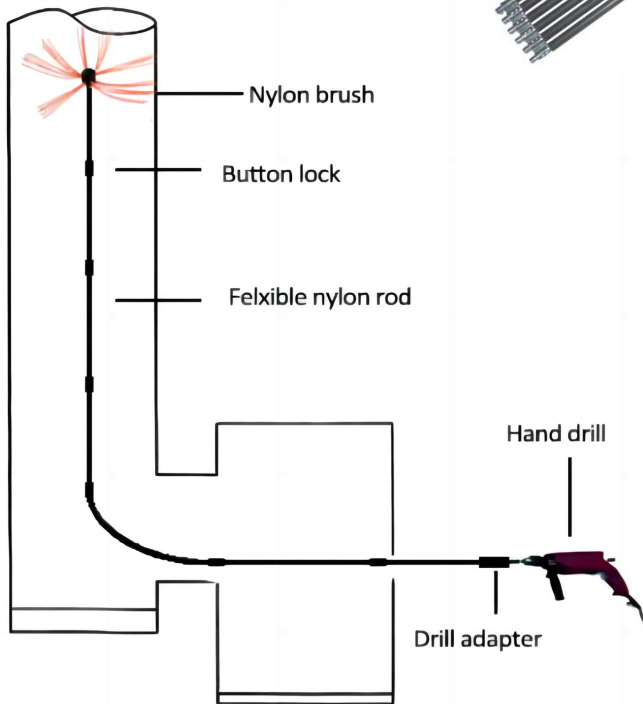

rods up or down, as friction can cause the rods to heat up and possibly break.

- Do the sweeping only when the stove and chimney have cooled down already;

OPERATION

How to use:

- 1, Connect the rods one by one
- 2, Attach the bristle with rods
- 3, Put the brush into the flue.
- 4, Slide the rod into the flue.
- 5, Attached the drill with rod
- 6, Start cleaning the chimney



STORAGE

Store the chimney brush in a cool, dry place.

APPLICATION

This chimney cleaning tool can effectively sweep away soot and creosote buildup inside the chimney or on the roof to help prevent flue fires.

- The chimney brush is suitable for flues of various shapes and sizes. It can clean other difficult-to-reach areas quickly&easily.

- When the chimney is cleaned, the air enters the chimney more smoothly, which can help burn more completely in the fireplace and make the room warmer in winter.

Manufacturer: Shanghaimuxinmuyeyouxiangongsi

Address: Shuangchenglu 803nong11hao1602A-1609shi, baoshanqu, shanghai 200000 CN.

Imported to AUS: SIHAO PTY LTD. 1 ROKEVA STREETEASTWOOD NSW 2122 Australia

Imported to USA: Sanven Technology Ltd. Suite 250, 9166 Anaheim Place, Rancho Cucamonga, CA 91730

EC	REP
----	-----

E-CrossStu GmbH
Mainzer Landstr.69, 60329 Frankfurt am Main.

UK	REP
----	-----

YH CONSULTING LIMITED.
C/O YH Consulting Limited Office 147, Centurion House, London Road, Staines-upon-Thames, Surrey, TW18 4AX

VEVOR[®]

TOUGH TOOLS, HALF PRICE

Technical Support and E-Warranty Certificate

www.vevor.com/support