

# **VEVOR<sup>®</sup>**

## **TOUGH TOOLS, HALF PRICE**

Technical Support and E-Warranty Certificate [www.vevor.com/support](http://www.vevor.com/support)

# **HARD RIFLE CASES USER MANUAL**

**MODEL:1043513**

We continue to be committed to provide you tools with competitive price.


"Save Half", "Half Price" or any other similar expressions used by us only represents an estimate of savings you might benefit from buying certain tools with us compared to the major top brands and does not necessarily mean to cover all categories of tools offered by us. You are kindly reminded to verify carefully when you are placing an order with us if you are actually saving half in comparison with the top major brands.

# VEVOR<sup>®</sup>

TOUGH TOOLS, HALF PRICE

## HARD RIFLE CASES

MODEL:1043513



### NEED HELP? CONTACT US!

Have product questions? Need technical support? Please feel free to contact us:

**Technical Support and E-Warranty Certificate**

**[www.vevor.com/support](http://www.vevor.com/support)**

This is the original instruction, please read all manual instructions carefully before operating. VEVOR reserves a clear interpretation of our user manual. The appearance of the product shall be subject to the product you received. Please forgive us that we won't inform you again if there are any technology or software updates on our product.

## **SAFETY INSTRUCTIONS**


### **WARNING:**

1. Read this instructions before using this product. Failure to do so can result in serious injury.
2. **DO NOT SIT OR STAND ON THIS ITEM.**
3. This product is not a toy. Do not allow children to play with or near this item.
4. Do not exceed weight capacities.
5. Use only on a flat, level, hard and smooth surface capable of safely supporting a fully loaded Hard Rifle Cases.
6. Inspect before every use. Do not use it if the parts are loose or damaged.
7. Flammable: Keep away from open flame. This product will ignite and burn if brought into contact with an open flame.
8. Keep away from sharp points, blades and other items, so as not to scratch the product.

**SAVE THESE INSTRUCTIONS**


# INSTRUCTIONS

## STEP 1



**Open the buckle**

## STEP 2



**Open the box, rip the mesh to the size of the gun, and put the gun in the box.**

### STEP 3



**Close the box and close the buckle.**

### PRODUCT PARAMETER

Model	1043513
Load Capacity	2
Product Size	1090*410*155 mm
Net Weight	5.80 kg

Manufacturer: Shanghaimuxinmuyeyouxiangongsi

Address: Shuangchenglu 803nong11hao1602A-1609shi, baoshanqu, shanghai  
200000 CN.

Imported to AUS: SIHAO PTY LTD. 1 ROKEVA STREETEASTWOOD NSW 2122  
Australia

Imported to USA: Sanven Technology Ltd. Suite 250, 9166 Anaheim Place,  
Rancho Cucamonga, CA 91730



E-CrossStu GmbH  
Mainzer Landstr.69, 60329  
Frankfurt am Main.



YH CONSULTING LIMITED.  
C/O YH Consulting Limited Office 147, Centurion  
House, London Road, Staines-upon-Thames, Surrey,  
TW18 4AX



**VEVOR<sup>®</sup>**

**TOUGH TOOLS, HALF PRICE**

**Technical Support and E-Warranty Certificate**

**[www.vevor.com/support](http://www.vevor.com/support)**