VEVOR®

TOUGH TOOLS, HALF PRICE

Technical Support and E-Warranty Certificate

www.vevor.com/support

PLASTIC STORAGE BIN

MODEL: 12119B

We continue to be committed to provide you tools with competitive price.
"Save Half", "Half Price" or any other similar expressions used by us only represents an estimate of savings you might benefit from buying certain tools with us compared to the major top brands and does not necessarily mean to cover all categories of tools offered by us. You are kindly reminded to verify carefully when you are placing an order with us if you are actually saving half in comparison with the top major brands.

VEVOR®
TOUGH TOOLS, HALF PRICE

PLASTIC STORAGE BIN

MODEL: 12119B

NEED HELP? CONTACT US!

Have product questions? Need technical support? Please feel free to contact us:

Technical Support and E-Warranty Certificate
www.vevor.com/support

This is the original instruction, please read all manual instructions carefully before operating. VEVOR reserves a clear interpretation of our user manual. The appearance of the product shall be subject to the product you received. Please forgive us that we won't inform you again if there are any technology or software updates on our product.

SAFETY INSTRUCTIONS

1. This product contains small parts. If swallowed, it will pose a choking hazard. Keep these small parts away from children!
2. Read, understand, and follow your power tool manufacturer's instructions for safety. Always wear safety glasses or eye shields before assembly and commencing bin.

MODEL AND PARAMETERS

Model	12119B
Quantity and Color	Large*24(Black)+Small*24(Red)
Large Box Size	160x104x75mm
Small Box Size	100x100x50mm
Product Size	950x542x172mm

CONTENTS

		
Large Boxes x24	Small Boxes x24	Wall Plates x4

Accessories Bags x2	User Manual x1

How to Assemble

1. The wall plate serves as a bracket for stacking boxes and tool carriers of different shapes and sizes. They are securely attached to the wall with screws.



Installation on Concrete Wall:

A: Drill holes into the wall.(Φ5mm diameter drill bit, drilling depth of 40mm)
B: After clearing the residual soil in the hole, tap the expansion plug into the hole completely.
C: Install the wall plates with screws.

Installation on Wooden Wall:

A: Mounting the wall plates directly with screws.

Installation is complete, and hang the boxes as you need.

MAINTENANCE

1. The bin should be avoided from sunlight exposure so as not to cause aging and shorten the service life.
2. Do not overload.

Address: Baoshanqu Shuangchenglu 803long 11hao 1602A-1609shi Shanghai
Imported to AUS: SIHAO PTY LTD, 1 ROKEVA STREETEASTWOOD NSW 2122 Australia
Imported to USA: Sanven Technology Ltd, Suite 250, 9166 Anaheim Place, Rancho Cucamonga, CA 91730

EC REP	SHUNSHUN GmbH Römeräcker 9 Z2021, 76351 Linkenheim-Hochstetten, Germany
UK REP	Pooledas Group Ltd Unit 5 Albert Edward House, The Pavilions Preston, United Kingdom

Made In China

VEVOR®

TOUGH TOOLS, HALF PRICE

Technical Support and E-Warranty Certificate

www.vevor.com/support

VEVOR®

TOUGH TOOLS, HALF PRICE

Assistance technique et certificat de garantie électronique

www.vevor.com/support

BAC DE RANGEMENT EN PLASTIQUE

MODÈLE : 12119B

We continue to be committed to provide you tools with competitive price.
"Save Half", "Half Price" or any other similar expressions used by us only represents an estimate of savings you might benefit from buying certain tools with us compared to the major top brands and does not necessarily mean to cover all categories of tools offered by us. You are kindly reminded to verify carefully when you are placing an order with us if you are actually saving half in comparison with the top major brands.

VEVOR®
TOUGH TOOLS, HALF PRICE

PLASTIC STORAGE BIN

MODÈLE : 12119B

NEED HELP? CONTACT US!

Have product questions? Need technical support? Please feel free to contact us:

Technical Support and E-Warranty Certificate
www.vevor.com/support

This is the original instruction, please read all manual instructions carefully before operating. VEVOR reserves a clear interpretation of our user manual. The appearance of the product shall be subject to the product you received. Please forgive us that we won't inform you again if there are any technology or software updates on our product.

SAFETY INSTRUCTIONS

3. Ce produit contient de petites pièces. En cas d'ingestion, il présente un risque d'étouffement. Gardez ces petites pièces hors de portée des enfants !
4. Lisez, comprenez et suivez les instructions du fabricant de votre outil électrique pour des raisons de sécurité. Portez toujours des lunettes de sécurité ou des lunettes de protection avant l'assemblage et le début du bac.

MODEL AND PARAMETERS

Modèle	12119B
Quantité et couleur	Grand * 24 (noir) + petit * 24 (rouge)
Grande taille de	160x104x75mm
Petite taille de boîte	100x100x50mm
Taille du produit	950x542x172mm

CONTENTS

		
Grandes boîtes x24	Petites boîtes x24	Plaques murales x4

Sacs d'accessoires x2	Manuel d'utilisation x1

How to Assemble

1. La plaque murale sert de support pour empiler des boîtes et des porte-outils de différentes formes et tailles. Ils sont solidement fixés au mur avec des vis.



Installation sur mur en béton :

R : Percez des trous dans le mur. (foret de Φ5 mm de diamètre, profondeur de perçage de 40 mm).

B : Après avoir dégagé la terre résiduelle dans le trou, enfoncez complètement le bouchon d'expansion dans le trou.

C : Installez les plaques murales avec des vis.

Installation sur mur en bois :

R : Montez les plaques murales directement avec des vis.

L' installation est terminée et accrochez les boîtes selon vos besoins.

MAINTENANCE

3. La poubelle doit être évitée de l'exposition au soleil afin de ne pas provoquer de vieillissement et de raccourcir la durée de vie.
4. Ne surchargez pas.

Adresse : Baoshanqu Shuangchenglu 803long 11hao 1602A-1609shi Shanghai
Importé en Australie : SIHAO PTY LTD, 1 ROKEVA STREETASTWOOD NSW 2122 Australie
Importé aux États-Unis : Sanven Technology Ltd, Suite 250, 9166 Anaheim Place, Rancho Cucamonga, CA 91730

EC REP	SHUNSHUN GmbH Römeräcker 9 Z2021, 76351 Linkenheim-Hochstetten, Germany
UK REP	Pooledas Group Ltd Unit 5 Albert Edward House, The Pavilions Preston, United Kingdom

Fabriqué en Chine

VEVOR®

TOUGH TOOLS, HALF PRICE

Assistance technique et certificat de garantie électronique

www.vevor.com/support

VEVOR®

TOUGH TOOLS, HALF PRICE

Zertifikat für technischen Support und E-Garantie

www.vevor.com/support

AUFBEWAHRUNGSBEHÄLTER AUS KUNSTSTOFF

MODELL: 12119B

We continue to be committed to provide you tools with competitive price.
"Save Half", "Half Price" or any other similar expressions used by us only represents an estimate of savings you might benefit from buying certain tools with us compared to the major top brands and does not necessarily mean to cover all categories of tools offered by us. You are kindly reminded to verify carefully when you are placing an order with us if you are actually saving half in comparison with the top major brands.

VEVOR®
TOUGH TOOLS, HALF PRICE

PLASTIC STORAGE BIN

MODELL: 12119B

NEED HELP? CONTACT US!

Have product questions? Need technical support? Please feel free to contact us:

Technical Support and E-Warranty Certificate
www.vevor.com/support

This is the original instruction, please read all manual instructions carefully before operating. VEVOR reserves a clear interpretation of our user manual. The appearance of the product shall be subject to the product you received. Please forgive us that we won't inform you again if there are any technology or software updates on our product.

SAFETY INSTRUCTIONS

5. Dieses Produkt enthält Kleinteile. Bei Verschlucken besteht Erstickungsgefahr. Halten Sie diese Kleinteile von Kindern fern!
6. Lesen, verstehen und befolgen Sie aus Sicherheitsgründen die Anweisungen Ihres Elektrowerkzeugherstellers. Tragen Sie immer eine Schutzbrille oder einen Augenschutz, bevor Sie den Behälter zusammenbauen und beginnen.

MODEL AND PARAMETERS

Modell	12119B
Menge und Farbe	Groß *24 (Schwarz) + Klein*24 (Rot)
Große Boxgröße	160x104x75mm
Kleine Boxgröße	100x100x50mm
Produktgröße	950x542x172mm

CONTENTS

		
Große Boxen x24	Kleine Boxen x24	Wandplatten x4

Zubehörtaschen x2	Benutzerhandbuch x1

How to Assemble

1. Die Wandplatte dient als Halterung für Stapelboxen und Werkzeugträger unterschiedlicher Form und Größe. Sie werden mit Schrauben sicher an der Wand befestigt.



Installation auf Betonwand:

A: Bohren Sie Löcher in die Wand. (Bohrer mit Φ5-mm-Durchmesser, Bohrtiefe 40 mm)

B : Nachdem Sie die restliche Erde aus dem Loch entfernt haben, schlagen Sie den Spreizdübel vollständig in das Loch ein.

C: Installieren Sie die Wandplatten mit Schrauben.

Installation an einer Holzwand:

Wandplatten direkt mit Schrauben montieren .

Die Installation ist abgeschlossen und Sie können die Boxen nach Bedarf aufhängen.

MAINTENANCE

5. Der Behälter sollte keiner Sonneneinstrahlung ausgesetzt werden, um eine Alterung zu vermeiden und die Lebensdauer zu verkürzen.
6. Nicht überladen.

Adresse: Baoshanqu Shuangchenglu 803long 11hao 1602A-1609shi Shanghai
Importiert nach AUS: SIHAO PTY LTD, 1 ROKEVA STREETEASTWOOD NSW 2122 Australien
In die USA importiert: Sanven Technology Ltd, Suite 250, 9166 Anaheim Place, Rancho Cucamonga, CA 91730

EC	REP

SHUNSHUN GmbH
Römeräcker 9 Z2021, 76351
Linkenheim-Hochstetten, Germany

UK	REP

Pooledas Group Ltd
Unit 5 Albert Edward House, The
Pavilions Preston, United Kingdom

In China hergestellt

VEVOR®

TOUGH TOOLS, HALF PRICE

Zertifikat für technischen Support und E-Garantie

www.vevor.com/support

VEVOR®

TOUGH TOOLS, HALF PRICE

Supporto tecnico e certificato di garanzia elettronica

www.vevor.com/support

CONTENITORE IN PLASTICA

MODELLO: 12119B

We continue to be committed to provide you tools with competitive price.
"Save Half", "Half Price" or any other similar expressions used by us only represents an estimate of savings you might benefit from buying certain tools with us compared to the major top brands and does not necessarily mean to cover all categories of tools offered by us. You are kindly reminded to verify carefully when you are placing an order with us if you are actually saving half in comparison with the top major brands.

VEVOR®
TOUGH TOOLS, HALF PRICE

PLASTIC STORAGE BIN

MODELLO: 12119B

NEED HELP? CONTACT US!

Have product questions? Need technical support? Please feel free to contact us:

Technical Support and E-Warranty Certificate
www.vevor.com/support

This is the original instruction, please read all manual instructions carefully before operating. VEVOR reserves a clear interpretation of our user manual. The appearance of the product shall be subject to the product you received. Please forgive us that we won't inform you again if there are any technology or software updates on our product.

SAFETY INSTRUCTIONS

7. Questo prodotto contiene piccole parti. Se ingerito, rappresenterà un pericolo di soffocamento. Tenere queste piccole parti lontano dalla portata dei bambini!

8. Leggere, comprendere e seguire le istruzioni di sicurezza del produttore dell'utensile elettrico. Indossare sempre occhiali di sicurezza o protezioni per gli occhi prima di montare e iniziare il contenitore.

MODEL AND PARAMETERS

Modello	12119B
Quantità e colore	Grande *24(Nero)+Piccolo*24(Rosso)
Scatola di grandi	160x104x75mm
Dimensioni scatola	100x100x50mm
Taglia del prodotto	950x542x172mm

CONTENTS

		
Scatole grandi x24	Scatole piccole x24	Piatti da muro x4

	VEVOR® TOOLS & EQUIPMENT FOR PROS Technical support: www.vevor.com/support PLASTIC STORAGE BIN MODEL: 101106 Thank you for purchasing this product. Please read carefully before operation. Keep this manual for future reference.
Borse per accessori x2	Manuale utentex1

How to Assemble

1. La piastra da parete funge da supporto per impilare scatole e portautensili di diverse forme e dimensioni. Sono fissati saldamente al muro con viti.



Installazione su muro di cemento:

A: Praticare dei fori nel muro. (punta da trapano con diametro di Φ5 mm, profondità di foratura di 40 mm)
B : Dopo aver eliminato lo sporco residuo nel foro, inserire completamente il tappo ad espansione nel foro.
C: Installare le piastre a muro con le viti.

Installazione su Parete in Legno:

A: Montaggio delle piastre a muro direttamente con viti.

L' installazione è completa e appendi le scatole di cui hai bisogno.

MAINTENANCE

7. Il contenitore deve essere evitato dall'esposizione alla luce solare per non provocarne l'invecchiamento e ridurne la durata.
8. Non sovraccaricare.

Indirizzo: Baoshanqu Shuangchenglu 803long 11hao 1602A-1609shi Shanghai
Importato in AUS: SIHAO PTY LTD, 1 ROKEVA STREETEASTWOOD NSW 2122 Australia
Importato negli Stati Uniti: Sanven Technology Ltd, Suite 250, 9166 Anaheim Place, Rancho Cucamonga, CA 91730

EC	REP

SHUNSHUN GmbH
Römeräcker 9 Z2021, 76351
Linkenheim-Hochstetten, Germany

UK	REP

Pooledas Group Ltd
Unit 5 Albert Edward House, The
Pavilions Preston, United Kingdom

Made in China

VEVOR®

TOUGH TOOLS, HALF PRICE

Supporto tecnico e certificato di garanzia elettronica

www.vevor.com/support

VEVOR®

TOUGH TOOLS, HALF PRICE

Soporte técnico y certificado de garantía electrónica

www.vevor.com/support

CONTENEDOR DE ALMACENAMIENTO DE PLÁSTICO

MODELO: 12119B

We continue to be committed to provide you tools with competitive price.
"Save Half", "Half Price" or any other similar expressions used by us only represents an estimate of savings you might benefit from buying certain tools with us compared to the major top brands and does not necessarily mean to cover all categories of tools offered by us. You are kindly reminded to verify carefully when you are placing an order with us if you are actually saving half in comparison with the top major brands.

VEVOR®
TOUGH TOOLS, HALF PRICE

PLASTIC STORAGE BIN

MODELO: 12119B

NEED HELP? CONTACT US!

Have product questions? Need technical support? Please feel free to contact us:

Technical Support and E-Warranty Certificate
www.vevor.com/support

This is the original instruction, please read all manual instructions carefully before operating. VEVOR reserves a clear interpretation of our user manual. The appearance of the product shall be subject to the product you received. Please forgive us that we won't inform you again if there are any technology or software updates on our product.

SAFETY INSTRUCTIONS

9. Este producto contiene piezas pequeñas. Si se ingiere, representará un peligro de asfixia. ¡Mantenga estas piezas pequeñas fuera del alcance de los niños!

10. Lea, comprenda y siga las instrucciones del fabricante de su herramienta eléctrica por motivos de seguridad. Utilice siempre gafas de seguridad o protectores para los ojos antes de ensamblar y comenzar el contenedor.

MODEL AND PARAMETERS

Modelo	12119B
Cantidad y color	Grande *24 (Negro)+Pequeño*24 (Rojo)
Tamaño de caja	160x104x75mm
Tamaño de caja	100x100x50mm
Tamaño del	950x542x172mm

CONTENTS

		
Cajas Grandes x24	Cajas pequeñas x24	Placas de pared x4

Bolsas de accesorios x2	Manual de usuario x1

How to Assemble

1. La placa de pared sirve como soporte para apilar cajas y portaherramientas de diferentes formas y tamaños. Están firmemente sujetos a la pared con tornillos.



Instalación en muro de hormigón:

R: Taladre agujeros en la pared (broca de Φ5 mm de diámetro, profundidad de perforación de 40 mm).

B : Después de limpiar el suelo residual en el hoyo, introduzca completamente el tapón de expansión en el hoyo.

C: Instale las placas de pared con tornillos.

Instalación en pared de madera:

R: Montaje de las placas de pared directamente con tornillos.

La instalación está completa y cuelga las cajas como necesites.

MAINTENANCE

9. Se debe evitar la exposición del contenedor a la luz solar para no provocar envejecimiento y acortar la vida útil.
10. No sobrecargues.

Dirección: Baoshanqu Shuangchenglu 803long 11hao 1602A-1609shi Shanghai
Importado a AUS: SIHAO PTY LTD, 1 ROKEVA STREETEASTWOOD NSW 2122 Australia
Importado a EE. UU.: Sanven Technology Ltd, Suite 250, 9166 Anaheim Place, Rancho Cucamonga, CA 91730

EC	REP

SHUNSHUN GmbH
Römeräcker 9 Z2021, 76351
Linkenheim-Hochstetten, Germany

UK	REP

Pooledas Group Ltd
Unit 5 Albert Edward House, The
Pavilions Preston, United Kingdom

Hecho en china

VEVOR®

TOUGH TOOLS, HALF PRICE

Soporte técnico y certificado de garantía electrónica

www.vevor.com/support

VEVOR®

TOUGH TOOLS, HALF PRICE

Wsparcie techniczne i certyfikat e-gwarancji

www.vevor.com/support

PLASTIKOWY POJEMNIK DO PRZECHOWYWANIA

MODEL: 12119B

We continue to be committed to provide you tools with competitive price. "Save Half", "Half Price" or any other similar expressions used by us only represents an estimate of savings you might benefit from buying certain tools with us compared to the major top brands and does not necessarily mean to cover all categories of tools offered by us. You are kindly reminded to verify carefully when you are placing an order with us if you are actually saving half in comparison with the top major brands.

VEVOR®
TOUGH TOOLS, HALF PRICE

PLASTIC STORAGE BIN

MODEL: 12119B

NEED HELP? CONTACT US!

Have product questions? Need technical support? Please feel free to contact us:

Technical Support and E-Warranty Certificate
www.vevor.com/support

This is the original instruction, please read all manual instructions carefully before operating. VEVOR reserves a clear interpretation of our user manual. The appearance of the product shall be subject to the product you received. Please forgive us that we won't inform you again if there are any technology or software updates on our product.

SAFETY INSTRUCTIONS

11. Ten produkt zawiera małe części. W przypadku połknięcia istnieje ryzyko zadławienia. Trzymaj te małe części z dala od dzieci!
12. Przeczytaj, zrozum i postępuj zgodnie z instrukcjami producenta elektronarzędzia dotyczącymi bezpieczeństwa. Zawsze noś okulary ochronne lub osłony oczu przed montażem i uruchomieniem pojemnika.

MODEL AND PARAMETERS

Model	12119B
Ilość i kolor	Duży *24 (czarny) + Mały * 24 (czerwony)
Duży rozmiar	160x104x75mm
Mały rozmiar	100x100x50mm
Rozmiar produktu	950 x 542 x 172 mm

CONTENTS

		
Duże pudełka x24	Małe pudełka x24	Płyty ścienne x4

Akcesoria Torby x2	Instrukcja obsługi x1

How to Assemble

1. Płyta ścienna służy jako wspornik do układania w stos skrzynek i nośników narzędzi o różnych kształtach i rozmiarach. Są bezpiecznie przymocowane do ściany za pomocą śrub.



Instalacja na ścianie betonowej:

Odp.: Wywierć otwory w ścianie. (wiertło o średnicy Φ5 mm, głębokość wiercenia 40 mm)

B : Po oczyszczeniu otworu z resztek ziemi, całkowicie wbij kołek rozporowy w otwór.

C: Zamontuj płyty ścienne za pomocą śrub.

Instalacja na ścianie drewnianej:

Odp.: Montaż płyt ściennych bezpośrednio za pomocą śrub.

Instalacja jest zakończona . Możesz powiesić pudełka według potrzeb .

MAINTENANCE

11. Aby nie spowodować starzenia i nie skrócić żywotności pojemnika, należy go chronić przed działaniem promieni słonecznych .
12. Nie przeciążaj.

Adres: Baoshanqu Shuangchenglu 803long 11hao 1602A-1609shi Szanghaj
Import do AUS: SIHAO PTY LTD, 1 ROKEVA STREETEASTWOOD NSW 2122 Australia
Import do USA: Sanven Technology Ltd, Suite 250, 9166 Anaheim Place, Rancho Cucamonga, CA 91730

EC	REP

SHUNSHUN GmbH
Römeräcker 9 Z2021, 76351
Linkenheim-Hochstetten, Germany

UK	REP

Pooledas Group Ltd
Unit 5 Albert Edward House, The
Pavilions Preston, United Kingdom

Wyprodukowano w Chinach

VEVOR®

TOUGH TOOLS, HALF PRICE

Wsparcie techniczne i certyfikat e-gwarancji

www.vevor.com/support

VEVOR®

TOUGH TOOLS, HALF PRICE

Technische ondersteuning en e-garantiecertificaat

www.vevor.com/support

KUNSTSTOF OPBERGBAK

MODEL: 12119B

We continue to be committed to provide you tools with competitive price.
"Save Half", "Half Price" or any other similar expressions used by us only represents an estimate of savings you might benefit from buying certain tools with us compared to the major top brands and does not necessarily mean to cover all categories of tools offered by us. You are kindly reminded to verify carefully when you are placing an order with us if you are actually saving half in comparison with the top major brands.

VEVOR®
TOUGH TOOLS, HALF PRICE

PLASTIC STORAGE BIN

MODEL: 12119B

NEED HELP? CONTACT US!

Have product questions? Need technical support? Please feel free to contact us:

Technical Support and E-Warranty Certificate
www.vevor.com/support

This is the original instruction, please read all manual instructions carefully before operating. VEVOR reserves a clear interpretation of our user manual. The appearance of the product shall be subject to the product you received. Please forgive us that we won't inform you again if there are any technology or software updates on our product.

SAFETY INSTRUCTIONS

13. Dit product bevat kleine onderdelen. Bij inslikken kan er sprake zijn van verstikkingsgevaar. Houd deze kleine onderdelen uit de buurt van kinderen!
14. Lees, begrijp en volg voor de veiligheid de instructies van de fabrikant van uw elektrisch gereedschap. Draag altijd een veiligheidsbril of oogbescherming voordat u de bak in elkaar zet en ermee begint.

MODEL AND PARAMETERS

Model	12119B
Hoeveelheid en	Groot *24(zwart)+klein*24(rood)
Grote doosgrootte	160x104x75mm
Kleine doosgrootte	100x100x50mm
Product grootte	950x542x172mm

CONTENTS

		
Grote dozen x24	Kleine dozen x24	Wandplaten x4

	VEVOR® TOOLS & EQUIPMENT FOR PROS Technical support: www.vevor.com/support PLASTIC STORAGE BIN MODEL: 101106 Thank you for purchasing this product. Please read this manual carefully before operation. Keep it for future reference.
Accessoires Tassen x2	Gebruikershandleiding x1

How to Assemble

1. De muurplaat dient als beugel voor het stapelen van dozen en gereedschapsdragers in verschillende vormen en maten. Ze worden met schroeven stevig aan de muur bevestigd.



Installatie op betonnen muur:

A: Boor gaten in de muur. (boor met een diameter van Φ5 mm, boordiepte van 40 mm)

B : Nadat u de resterende grond in het gat hebt verwijderd, tikt u de expansieplug volledig in het gat.

C: Installeer de muurplaten met schroeven.

Installatie op houten muur:

A: Montage van de muurplaten direct met schroeven.

De installatie is voltooid en hang de dozen op zoals u dat wilt .

MAINTENANCE

13. Vermijd blootstelling aan zonlicht om veroudering van de bak te voorkomen en de levensduur ervan te verkorten.
14. Niet overbelasten.

Adres: Baoshanqu Shuangchenglu 803long 11hao 1602A-1609shi Shanghai
Geïmporteerd naar AUS: SIHAO PTY LTD, 1 ROKEVA STREETEASTWOOD NSW 2122 Australië
Geïmporteerd naar de VS: Sanven Technology Ltd, Suite 250, 9166 Anaheim Place, Rancho Cucamonga, CA 91730

EC REP	SHUNSHUN GmbH Römeräcker 9 Z2021, 76351 Linkenheim-Hochstetten, Germany
UK REP	Pooledas Group Ltd Unit 5 Albert Edward House, The Pavilions Preston, United Kingdom

Gemaakt in China

VEVOR®

TOUGH TOOLS, HALF PRICE

Technische ondersteuning en e-garantiecertificaat

www.vevor.com/support

VEVOR®

TOUGH TOOLS, HALF PRICE

Teknisk support och e-garanticertifikat

www.vevor.com/support

FÖRVARINGSBEHÅLLARE I PLAST

MODELL: 12119B

We continue to be committed to provide you tools with competitive price.
"Save Half", "Half Price" or any other similar expressions used by us only represents an estimate of savings you might benefit from buying certain tools with us compared to the major top brands and does not necessarily mean to cover all categories of tools offered by us. You are kindly reminded to verify carefully when you are placing an order with us if you are actually saving half in comparison with the top major brands.

VEVOR®
TOUGH TOOLS, HALF PRICE

PLASTIC STORAGE BIN

MODELL: 12119B

NEED HELP? CONTACT US!

Have product questions? Need technical support? Please feel free to contact us:

Technical Support and E-Warranty Certificate
www.vevor.com/support

This is the original instruction, please read all manual instructions carefully before operating. VEVOR reserves a clear interpretation of our user manual. The appearance of the product shall be subject to the product you received. Please forgive us that we won't inform you again if there are any technology or software updates on our product.

SAFETY INSTRUCTIONS

15. Denna produkt innehåller små delar. Om den sväljs kommer den att utgöra en kvävningsrisk. Håll dessa små delar borta från barn!
16. Läs, förstå och följ din elverktygstillverkares instruktioner för säkerheten. Bär alltid skyddsglasögon eller ögonskydd innan montering och påbörjande av soptunnan.

MODEL AND PARAMETERS

Modell	12119B
Kvantitet och färg	Stor *24(svart)+liten*24(röd)
Stor boxstorlek	160x104x75mm
Liten boxstorlek	100x100x50mm
Produktstorlek	950x542x172mm

CONTENTS

		
Stora lådor x24	Små lådor x24	Väggplattor x4

Tillbehör Väskor x2	Användarmanual x1

How to Assemble

1. Väggplattan fungerar som ett fäste för att stapla lådor och verktygsbärare av olika former och storlekar. De är säkert fästa på väggen med skruvar.



Montering på betongvägg:

S: Borra hål i väggen.(Φ5 mm diameter borr, borrdjup 40 mm)

B : Efter att ha rensat bort den kvarvarande smutsen i hålet, knacka expansionspluggen helt i hålet.

C: Montera väggplåtarna med skruvar.

Montering på trävägg:

S: Montering av väggplåtarna direkt med skruvar.

Installationen är klar och häng lådorna efter behov .

MAINTENANCE

15. Papperskorgen bör undvikas från exponering för solljus för att inte orsaka åldrande och förkorta livslängden.
16. Överbelasta inte.

Adress: Baoshanqu Shuangchenglu 803long 11hao 1602A-1609shi Shanghai
Importerad till AUS: SIHAO PTY LTD, 1 ROKEVA STREETEASTWOOD NSW 2122 Australien
Importerad till USA: Sanven Technology Ltd, Suite 250, 9166 Anaheim Place, Rancho Cucamonga, CA 91730

EC REP	SHUNSHUN GmbH Römeräcker 9 Z2021, 76351 Linkenheim-Hochstetten, Germany
UK REP	Pooledas Group Ltd Unit 5 Albert Edward House, The Pavilions Preston, United Kingdom

Tillverkad i Kina

VEVOR®

TOUGH TOOLS, HALF PRICE

Teknisk support och e-garanticertifikat

www.vevor.com/support