

VEVOR[®]

TOUGH TOOLS, HALF PRICE

Technical Support and E-Warranty Certificate

www.vevor.com/support

PLASTIC STORAGE BIN

MODEL: PST2313

We continue to be committed to provide you tools with competitive price.

"Save Half", "Half Price" or any other similar expressions used by us only represents an estimate of savings you might benefit from buying certain tools with us compared to the major top brands and does not necessarily mean to cover all categories of tools offered by us. You are kindly reminded to verify carefully when you are placing an order with us if you are actually saving half in comparison with the top major brands.

VEVOR®

TOUGH TOOLS, HALF PRICE

PLASTIC STORAGE BIN

MODEL: PST2313



NEED HELP? CONTACT US!

Have product questions? Need technical support? Please feel free to contact us:

Technical Support and E-Warranty Certificate
www.vevor.com/support

This is the original instruction, please read all manual instructions carefully before operating. VEVOR reserves a clear interpretation of our user manual. The appearance of the product shall be subject to the product you received. Please forgive us that we won't inform you again if there are any technology or software updates on our product.




SAFETY INSTRUCTIONS

1. This product contains small parts. If swallowed, it will pose a choking hazard. Keep these small parts away from children!
2. Read, understand, and follow your power tool manufacturer's instructions for safety. Always wear safety glasses or eye shields before assembly and commencing bin.




MODEL AND PARAMETERS



Model	PST2313
Quantity and Color	Stacking Boxes:30(Red) Tool Holders: 60(Red)
Bin Size	150x98x70mm
Product Size	1720x775x170mm

CONTENTS

		
Boxes x30	Wall Plates x6	Panner Tray x4

		
Tool Clamps x24	Tool hooks(M) x12	Tool hooks(XXL) x12

		
Tool holders x6	Universal Tool Holder(M) x1	Universal Tool Holder(XXL) x1

	
Accessories Bags x6	User Manual x1

How to Assemble

1. The wall plate serves as a bracket for stacking boxes and tool carriers of different shapes and sizes. They are securely attached to the wall with screws.



NOTE: Please note the joint of the two plates.(The circle in the picture above.)

Installation on Concrete Wall:



A: Drill holes into the wall.(Φ 5mm diameter drill bit, drilling depth of 40mm)

B: After clearing the residual soil in the hole, tap the expansion plug into the hole completely.

C: Install the wall plates with screws.

Installation on Wooden Wall:



A: Mounting the wall plates directly with screws.

Installation is complete, and hang the boxes/ tool holders as you need.



The lightweight but very sturdy stacking boxes are equipped with a hook system on the back panel with which you can hang in the mounting rails of the wall plate.

A variety of tool carriers allows you to attach almost any type of hand tool. Here are just a few examples.

MAINTENANCE

1. The bin should be avoided from sunlight exposure so as not to cause aging and shorten the service life.
2. Do not overload.

Address: Baoshanqu Shuangchenglu 803long 11hao 1602A-1609shi
Shanghai

Imported to AUS: SIHAO PTY LTD, 1 ROKEVA STREETEASTWOOD
NSW 2122 Australia

Imported to USA: Sanven Technology Ltd, Suite 250, 9166 Anaheim
Place, Rancho Cucamonga, CA 91730



SHUNSHUN GmbH
Römeräcker 9 Z2021, 76351
Linkenheim-Hochstetten, Germany



Pooledas Group Ltd
Unit 5 Albert Edward House, The
Pavilions Preston, United Kingdom

Made In China

VEVOR[®]

TOUGH TOOLS, HALF PRICE

Technical Support and E-Warranty Certificate

www.vevor.com/support