

VEVOR[®]

TOUGH TOOLS, HALF PRICE

Technical Support and E-Warranty Certificate www.vevor.com/support

ART DRYING RACK USER MANUAL

MODEL:HS-LH3

We continue to be committed to provide you tools with competitive price.


"Save Half", "Half Price" or any other similar expressions used by us only represents an estimate of savings you might benefit from buying certain tools with us compared to the major top brands and does not necessarily mean to cover all categories of tools offered by us. You are kindly reminded to verify carefully when you are placing an order with us if you are actually saving half in comparison with the top major brands.

VEVOR[®]

TOUGH TOOLS, HALF PRICE

ART DRYING RACK

MODEL: HS-LH3







Note: The actual product you receive determines its look.

NEED HELP? CONTACT US!

Have product questions? Need technical support? Please feel free to contact us: Technical Support and E-Warranty Certificate www.vevor.com/support

This is the original instruction, please read all manual instructions carefully before operating. VEVOR reserves a clear interpretation of our user manual. The appearance of the product shall be subject to the product you received. Please forgive us that we won't inform you again if there are any technology or software updates on our product.

Important safety instructions

	Warning - To reduce the risk of injury, the user must read the instructions manual carefully.
	Warning- Be sure to wear ear protectors when using this product.
	Warning- Be sure to wear eye protectors when using this product.
	Warning- Be sure to wear gloves when using this product.

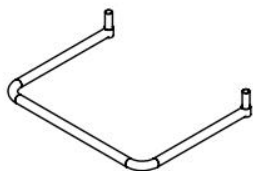
WARNING!

1. Please read the installation instructions carefully before installation.
2. Wear necessary personal protective equipment such as safety goggles, earplugs, and protective gloves during use.
3. Ensure that the workspace remains clean, dry, and well-ventilated during operation.
4. Keep away from children.

2. Product Introduce

Art drying rack is a kind of drying equipment designed for art works, paper, cardboard, canvas, etc. Its movable multi-layer grid design maximizes space and is extremely easy to operate.

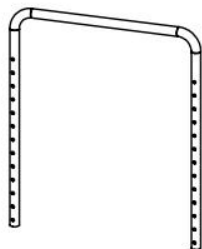
3.Accessories introduction



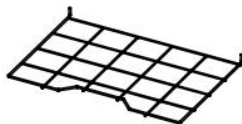
Ax1pcs



Bx2pcs



Cx1pcs



Dx25pcs



Ex4pcs




F1x2pcs



F2x2pcs

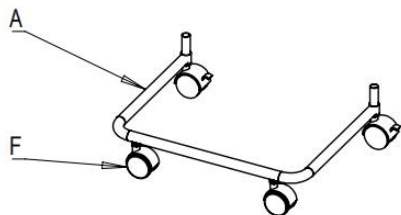


Gx1pcs

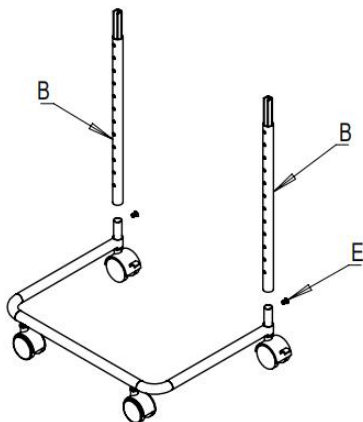


Hx1pcs

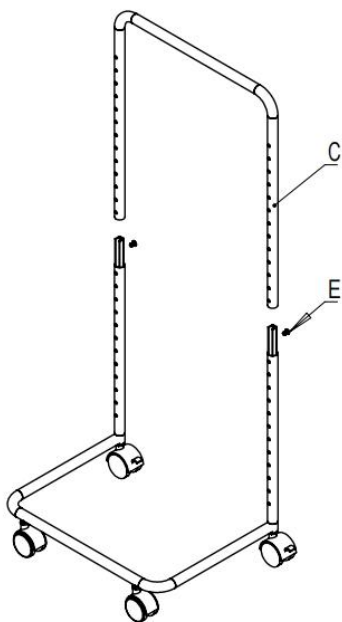
4. Installation introduction



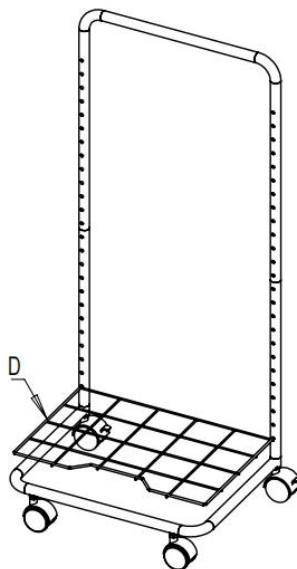
Step1




Step2



Step3



Step4



Step5

5. Notes for use:

1. Check whether accessories are complete before installation.
2. When using and storing, the brake wheel must be in the braking state.
3. Adjust the size of the chain pipe wrench to ensure it completely wraps around the pipe.
4. The weight of the load must not exceed the specified weight.
5. Keep the environment ventilated and dry when using and storing.

6. Parameter

Items	Model	HS-LH3
1	Size(inch)	23.75"*17.5"*38"
2	Number Of Plies	25
3	Single Layer Bearing(lbs)	0.66
4	Total Bearing Capacity(lbs)	16.5
5	Colour	Blue + White

Manufacturer: Shanghaimuxinmuyeyouxiangongsi

Address: Shuangchenglu 803nong11hao1602A-1609shi, baoshanqu,
shanghai 200000 CN.

EC REP: E-CrossStu GmbH.

Mainzer Landstr.69, 60329 Frankfurt am Main.

UK REP: YH CONSULTING LIMITED.

C/O YH Consulting Limited Office 147, Centurion House, London Road,
Staines-upon-Thames, Surrey, TW18 4AX

Imported to AUS: SIHAO PTY LTD.

1 ROKEVA STREETEASTWOOD NSW 2122 Australia

Imported to USA: Sanven Technology Ltd.

Suite 250, 9166 Anaheim Place, Rancho Cucamonga, CA 91730

VEVOR[®]
TOUGH TOOLS, HALF PRICE

Technical Support and E-Warranty Certificate
www.vevor.com/support