

# **VEVOR<sup>®</sup>**

## **TOUGH TOOLS, HALF PRICE**

Technical Support and E-Warranty Certificate [www.vevor.com/support](http://www.vevor.com/support)

## **Locker outdoor camping kitchen User manual**

We continue to be committed to provide you tools with competitive price.

"Save Half", "Half Price" or any other similar expressions used by us only represents an estimate of savings you might benefit from buying certain tools with us compared to the major top brands and does not necessarily mean to cover all categories of tools offered by us. You are kindly reminded to verify carefully when you are placing an order with us if you are actually saving half in comparison with the top major brands.

# VEVOR<sup>®</sup>

TOUGH TOOLS, HALF PRICE

Locker outdoor  
camping kitchen

Model: BSCK-12047







## NEED HELP? CONTACT US!

Have product questions? Need technical support? Please feel free to contact us:

✉ [CustomerService@vevor.com](mailto:CustomerService@vevor.com)

This is the original instruction, please read all manual instructions carefully before operating. VEVOR reserves a clear interpretation of our user manual. The appearance of the product shall be subject to the product you received. Please forgive us that we won't inform you again if there are any technology or software updates on our product.

# SAFETY

	Read the instruction manual.		Caution / Warning.
	Note / Remark.		wear gloves

## Locker outdoor camping kitchen



**WARNING! Read and understand all instructions before using this Locker outdoor camping kitchen. The operator must follow basic precautions to reduce the risk of personal injury and/or damage to the equipment.**

**Keep this manual for safety warnings, precautions, operating or inspection and maintenance instructions.**

Please familiarize yourself with the hazard notices found in this manual. A notice is an alert that there is a possibility of property damage, injury or death if certain instructions are not followed.

**WARNING! DO NOT** let comfort or familiarity with product (gained from repeated use) replace strict adherence to the tool safety rules. If you use this tool unsafely or incorrectly, you can suffer serious personal injury.



### Assembly precautions

1. Assemble only according to these instructions. Improper assembly can create hazards.
2. Wear ANSI-approved heavy-duty work gloves during assembly.
3. Keep assembly area clean and well lit.
4. Keep bystanders out of the area during assembly.
5. Do not assemble when tired or when under the influence of alcohol, drugs or medication.
6. Weight capacity and other product capabilities apply to properly and completely assembled product only.
7. Assemble on a flat, level, hard and smooth surface capable of safely supporting a fully loaded Wine Cabinet.



### Use precautions

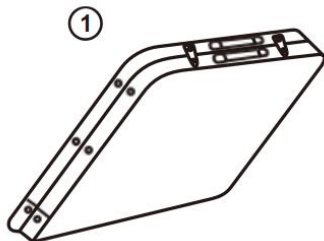
#### TO PREVENT SERIOUS INJURY AND DEATH FROM TIPPING:

1. DO NOT SIT, STAND OR CLIMB ON THIS ITEM.
2. This product is not a toy nor a toy chest. Do not allow children to play with or near this item.

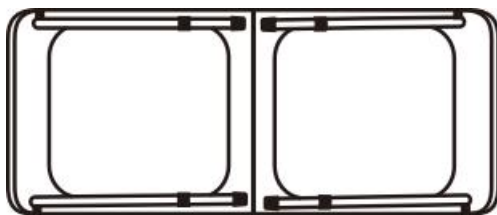
3. Use only on a flat, level, hard and smooth surface capable of safely supporting a fully loaded Chest.
4. Inspect before every use; do not use if parts are loose or damaged.

## The assembly step:

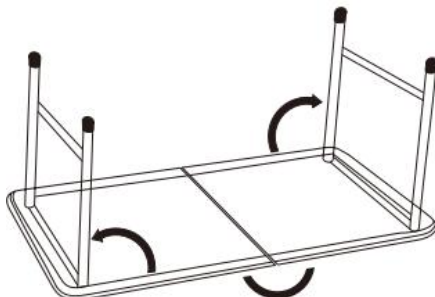
1. Open the box and take out the product to check if there is any damage caused by transportation



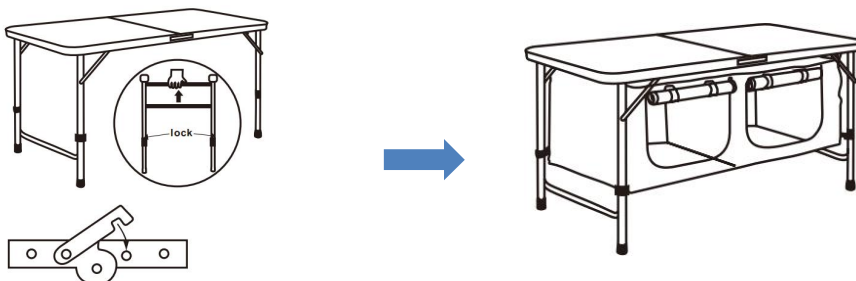
2. Find a flat piece of ground, Stretch the product as shown below



3. Unfold the table legs, be sure that the iron bar is fully extended. Also be sure that the lock button on the table side is properly fixed.



4. Turn the table over, adjust to your preferred height. Make sure that you hear the click. Hang the fabric bag on the table.



Important notice: the weight capacity is 60lbs, be sure that the weight is evenly distributed

## Disposal

This product should be disposed of in accordance with local regulations. If you are unsure how to proceed, contact your local authority.

Only qualified technicians are authorized to undertake the repair of Locker outdoor camping kitchen. For your safety, please observe all safety notes, precautions, and details in this manual.

## Warranty

Your Locker outdoor camping kitchen is warranted against defects in materials and workmanship for a 12 month period from the date of purchase. Faulty goods will be repaired or replaced at VEVOR's discretion.

Address: Baoshanqu Shuangchenglu 803long 11hao 1602A-1609shi Shangh

**Imported to AUS:** SIHAO PTY LTD, 1 ROKEVA STREETEASTWOOD  
NSW 2122 Australia

**Imported to USA:** VEVOR STORE INC, 9448 RINCHMOND PL #E  
RANCHO CUCAMONGA, California, 91730 United States of America



Pooledas Group Ltd  
Unit 5 Albert Edward House, The Pavilions  
Preston, United Kingdom



SHUNSHUN GmbH  
Römeräcker 9 Z2021, 76351  
Linkenheim-Hochstetten, Germany

**Made In China**

**VEVOR<sup>®</sup>**

**TOUGH TOOLS, HALF PRICE**

**TechnicalSupport and E-Warranty Certificate**  
**<https://www.vevor.com/support>**