

VEVOR[®]

TOUGH TOOLS, HALF PRICE

Technical Support and E-Warranty Certificate www.vevor.com/support

SKINCARE MINI FRIDGE

MODEL NUMBER: CBA-6L-I

We continue to be committed to provide you tools with competitive price.

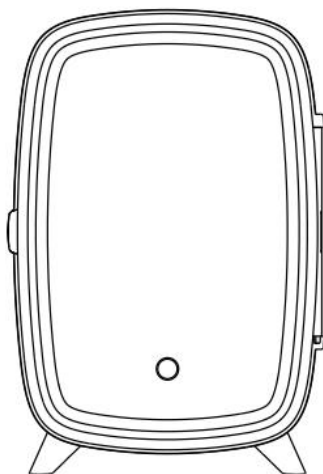
"Save Half", "Half Price" or any other similar expressions used by us only represents an estimate of savings you might benefit from buying certain tools with us compared to the major top brands and does not necessarily mean to cover all categories of tools offered by us. You are kindly reminded to verify carefully when you are placing an order with us if you are actually saving half in comparison with the top major brands.

VEVOR[®]

TOUGH TOOLS, HALF PRICE

SKINCARE MINI FRIDGE

CBA-6L-I



NEED HELP? CONTACT US!

Have product questions? Need technical support? Please feel free to contact us:



CustomerService@vevor.com

This is the original instruction, please read all manual instructions carefully before operating. VEVOR reserves clear interpretation of our user manual. The appearance of the product shall be subject to the product you received. Please forgive us that we won't inform you again if there is any technology or software updates on our product.







This thermoelectric mini fridge is specially designed for your skincare and cosmetic products, beauty tools, and essentials.

Storing skincare products in the fridge at your preferred temperature can help protect their longevity and stability.

6 Liters is roomy, convenient for organizing beauty products, and more accommodating for taller serums, washes, and lotions.

It adopts the semiconductor air cooling technology that protects your makeup from freezing, frost, and water droplet.

This fridge is ultra-durable, eco-friendly and safe to use. It does not use compressors, cryogen, refrigerators, or freon.

		
Cooling	LED Light	Dust-Proof
		
Low-Noise	Portable Adaptor	No-Freon

Safety Instructions

WARNING: Read all safety warnings, instructions, illustrations and specifications provided with this electrical appliances. Failure to follow all instructions listed below may result in electric shock, fire and/or serious injury.

SAVE THESE INSTRUCTIONS for future reference.

WARNING:

1. This appliance is not intended for use by persons (including children) with reduced physical, sensory or mental capabilities, or lack of experience and

knowledge, unless they have been given supervision or instruction concerning use of the appliance by a person responsible for their safety.

2. Children should be supervised to ensure that they do not play with the appliance.

3. Do not store explosive substances such as aerosol cans with a flammable propellant in this appliance.

4. Suitable for camping use.

5. The appliance shall not be exposed to rain.

6. If the supply cord is damaged, it must be replaced by the manufacturer or its service agent or a similarly qualified person in order to avoid a hazard.

7. This appliance is intended to be used in household and similar applications such as

- staff kitchen areas in shops, offices and other working environments;
- farm houses and by clients in hotels, motels and other residential type environments;
- bed and breakfast type environments;
- catering and similar non-retail applications.

8. Please according to local regulations regarding disposal of the appliance for its flammable blowing gas. Before you scrap the appliance, please take off the doors to prevent children trapped.

Disposal information



This product is subject to the provision of European Directive 2012/19/EU. The symbol showing a wheellie bin crossed through indicates that the product requires separate refuse collection in the European Union. This applies to the product and all accessories marked with this symbol. Products marked as such may not be discarded with normal domestic waste, but must be taken to a collection point for recycling electrical and electronic devices.

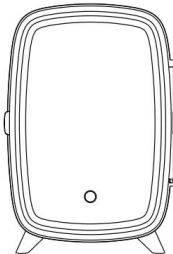


FCC statement:

This device complies with Part 15 of the FCC Rules. Operation is subject to the following two conditions:(1)This device may not cause harmful interference, and (2)this device must accept any interference received, including interference that may cause undesired operation.

Specifications

Model No.	Capacity	Voltage	Power	Below ambient temperature	Plug type
CBA-6L-I	6L	AC 100-240VAC, 50/60Hz DC output 9V	Cooling 18W	Cooling:55.4-62.6°F	Adapter USA version
CBA-6L-I	6L	AC 100-240VAC, 50/60Hz DC output 9V	Cooling 18W	Cooling:13-17℃	Adapter EU version

What’ s in the Box

		
Fig.1 6L mini fridge	Fig.2 Portable Adaptor	Fig.3 Manual

What Can You Keep in Skincare Mini Fridge-6L

Mini Fridge is ideal for storing beauty products including perfume ,balm, lipstick, eye cream and eyeliner, jade roller, moisturizer, facial cleaner, lotion, cream, nail polish, organic and preservative-free skincare, serum, sheet mask, facial spray and mist, sunscreen, and toner etc.

How to get started

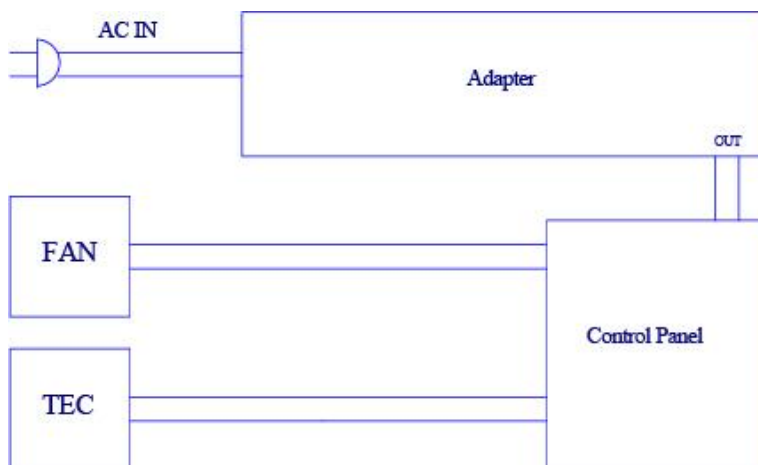
1.Plug in Mini Fridge

1.1Plug your Fridge into an outlet using the included power adapter. The unit is on. The LED indicator will light up.

1.2The unit requires a one-hour minimum to reach its ideal skincare and beauty product storage temperature. More time will be taken if more storage is inside.

1.3 You can adjust the intensity of the LED light on the door. Three levels of brightness can be adjusted.

Electrical Schematic



Security Precautions

1. In case of a broken adapter shell, please replace it in time to avoid danger.
2. When using the product, please note that the voltage is absolutely correct, (the applicable voltage of this product is clearly marked on the nameplate sticker)
3. The product should not be transported or loaded with acidic and corrosive items, and the product should not be wiped with corrosive solvents.
4. Do not block the ventilation and heat dissipation port position when using.
5. The product must be operated in strict accordance with the instructions and the internal parts must not be disassembled by yourself.
6. The product should be placed in a clean and ventilated place. Avoid placing or exposing the product to rain or heat source.
Avoid placing or exposing the product to rain or heat sources such as electric heaters, heat pipes, or hot sunlight.
7. Children should be supervised to avoid playing with the appliance.
8. Do not store explosives, such as flammable aerosols, in the appliance.

VEVOR[®]

TOUGH TOOLS, HALF PRICE

Technical Support and E-Warranty Certificate

www.vevor.com/support