

VEVOR[®]

TOUGH TOOLS, HALF PRICE

Technical Support and E-Warranty Certificate

www.vevor.com/support

MODEL: 2143B

We continue to be committed to provide you tools with competitive price.

"Save Half", "Half Price" or any other similar expressions used by us only represents an estimate of savings you might benefit from buying certain tools with us compared to the major top brands and does not necessarily mean to cover all categories of tools offered by us. You are kindly reminded to verify carefully when you are placing an order with us if you are actually saving half in comparison with the top major brands.

VEVOR[®]

TOUGH TOOLS, HALF PRICE

MODEL: 2143B



NEED HELP? CONTACT US!

Have product questions? Need technical support? Please feel free to contact us:

Technical Support and E-Warranty Certificate
www.vevor.com/support

This is the original instruction, please read all manual instructions carefully before operating. VEVOR reserves a clear interpretation of our user manual. The appearance of the product shall be subject to the product you received. Please forgive us that we won't inform you again if there are any technology or software updates on our product.

SAFETY INSTRUCTIONS




WARNING: Read and understand this manual before assembling, installing, operating, or servicing this product. Failure to follow these warnings and instructions can cause death, personal injury or damage to valuable property.

1. Please do not put it near flammable materials.
2. It is forbidden to carry people under any condition.
3. This product cannot be used to go up or down stairs.
4. Overload is strictly prohibited.
5. Don't move too fast when passing pothole areas.

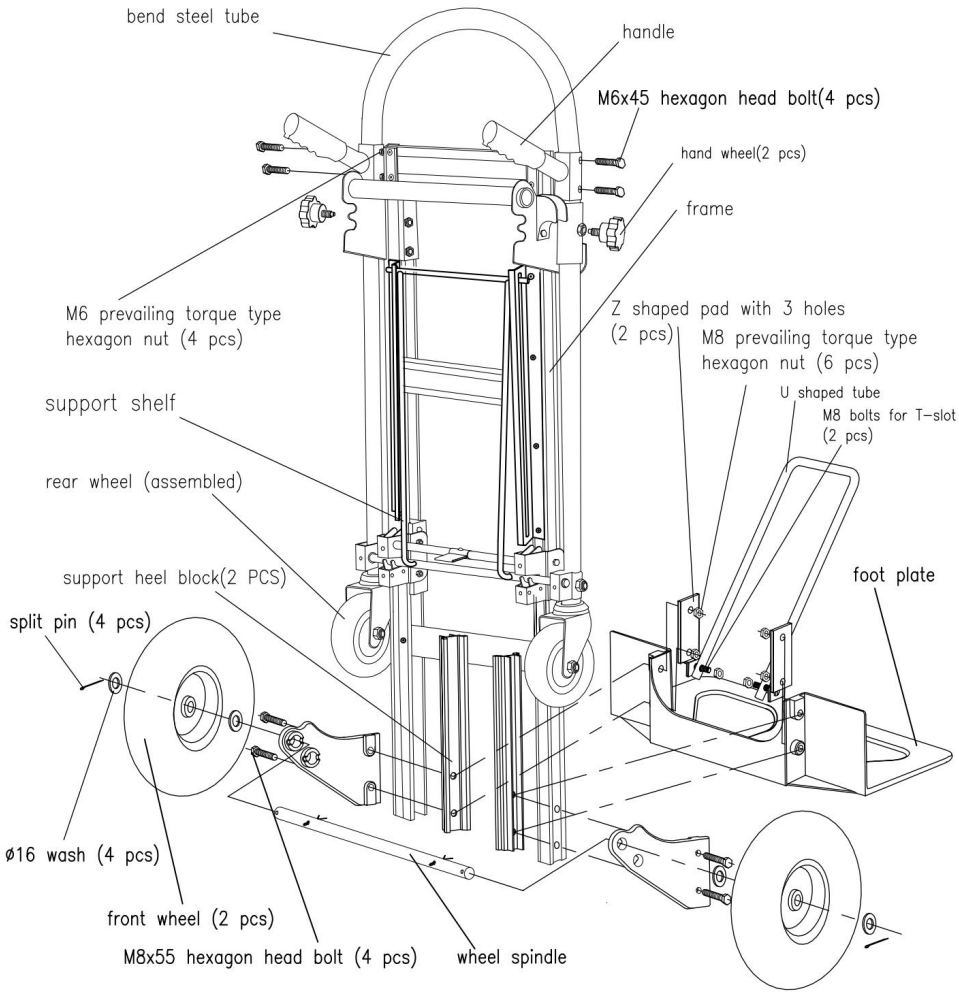
SAVE THESE INSTRUCTIONS

INSTALLATION NOTES

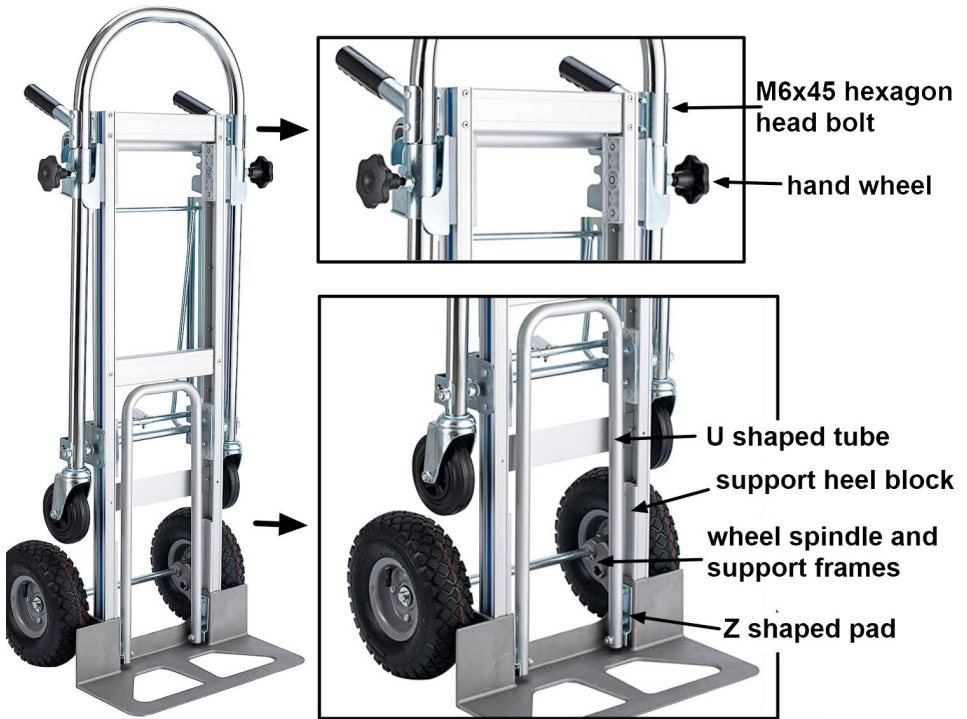
1. Prepare all installation parts.



2.As shown below, assemble the product by Combining the installation instruction diagram and the physical detail diagram.






instruction diagram



physical detail diagram

PRODUCT PARAMETERS

Material	Alloy Aluminium +Alloy Steel		
How to use			
	way 1	way 2	way 3
Load capacity	Normal use is no more than 550 pounds, and extreme use is no more than 1000 pounds.	Normal use is no more than 220 pounds, and extreme use is no more than 800 pounds.	No more than 220 lbs is recommended.

MAINTENANCE

1. Avoid prolonged exposure to the sun to avoid aging.
2. Inspect accessories for wear, cracks and other damage before use, and replace defective accessories immediately.

Address: Baoshanqu Shuangchenglu 803long 11hao 1602A-1609shi
Shanghai

Imported to AUS: SIHAO PTY LTD, 1 ROKEVA STREETEASTWOOD
NSW 2122 Australia

Imported to USA: Sanven Technology Ltd, Suite 250, 9166 Anaheim
Place, Rancho Cucamonga, CA 91730

EC	REP	SHUNSHUN GmbH Römeräcker 9 Z2021, 76351 Linkenheim-Hochstetten, Germany
-----------	------------	---

UK	REP	Pooledas Group Ltd Unit 5 Albert Edward House, The Pavilions Preston, United Kingdom
-----------	------------	--

Made In China

VEVOR[®]

TOUGH TOOLS, HALF PRICE

Technical Support and E-Warranty Certificate

www.vevor.com/support