

BABY CHANGING STATION

Operation installation

Dear Customer:
Thanks for purchasing our products. Please read the instruction carefully before installation. Please keep it for further reference.

Warning

1. Do not stay away from baby, never leave child unattended.
2. Take care of the baby, avoid serious injury from falling or sliding out.
3. Always use restraint belt when using.
4. Children are forbidden hanging on the unit in case of falling down.
5. Designed for infants only, age up to 3 years and weigh less than 20kgs.
6. Designed for baby care, strictly forbidden to be used as an infant bed.



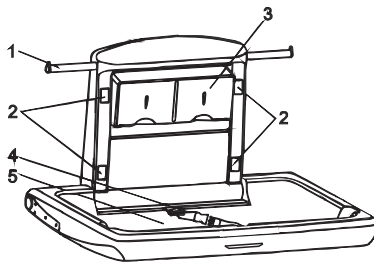
1

Products Features

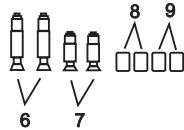
1. Easy to use and hygiene
The unit manufactured by the antibacterial HDPE, helps reduce the risk of cross-contamination. A disposable liner or blanket can be set between the child and the changing table.
2. Easy to open and close, space-saving
Foldable design provides space optimization, closing the table when not in use.
3. Built in paper holder and hooks
The unit is built-in paper holder to provide the disposable liners and the hooks on both sides For user to hang the diaper bag or hand bag.
4. Safety use
Adjustable restraint belt to protect baby in safety better.
5. Product use
The unit can be used in hospitals, restaurants, hotel, shopping center & malls, Station & airports, family and some public places.

2

Paets and hardware

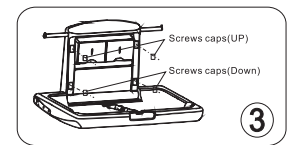
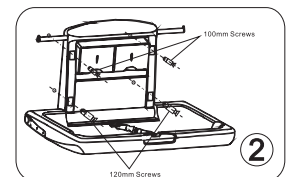
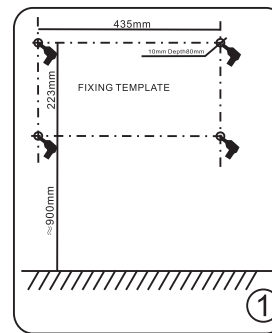


1. Hooks
2. Mounting holes
3. Paper holder
4. Restraint belt
5. Table
6. 120mm Screws
7. 100mm Screws
8. Screws caps(UP)
9. Screws caps(Down)



3

Method of installation



4

Method of usage

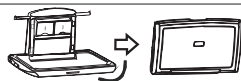
1. Unfold the unit as shown on the right



2. Take a liner from paper holder and lay it on the table.

3. Lay child in the center of the changing table and clip together the ends of the restraint belt.

4. Threw the liner into the bin and fold the table.



5

Terms of guarantee

1. Warranty period: 1 year.
2. The warranty will come into effect from the date of purchasing the unit.
3. During the warranty period, consumers can go to the purchasing place for free maintenance and replace the machine with original invoices and completed quality assurance card stamped by the dealers. If the product is broken for itself quality problem.
4. The following are not in the scope of free maintenance:
 - (1). Improper usage and demolition, alteration and repaired by technicals persons, without our company's authorization.
 - (2). Caused by fires, earthquakes, thunder and other natural disasters.
 - (3). Caused by artificial damage, or not install it accordance to the instructions.
 - (4). Not offer explicit or correct quality insurance card or invoice.
5. Over warranty period or it is not free maintained products, while our company remains committed serving.

6