

VEVOR[®]

TOUGH TOOLS, HALF PRICE

Technical Support and E-Warranty Certificate www.vevor.com/support

SOLID WHEELS

USER MANUAL

MODEL: CJPU0080

CJPU0079

We continue to be committed to provide you tools with competitive price. "Save Half", "Half Price" or any other similar expressions used by us only represents an estimate of savings you might benefit from buying certain tools with us compared to the major top brands and does not necessarily mean to cover all categories of tools offered by us. You are kindly reminded to verify carefully when you are placing an order with us if you are actually saving half in comparison with the top major brands.

VEVOR®

TOUGH TOOLS, HALF PRICE

SOLID WHEELS

MODEL: CJPU0080/CJPU0079



NEED HELP? CONTACT US!

Have product questions? Need technical support? Please feel free to contact us:

Technical Support and E-Warranty Certificate
www.vevor.com/support

This is the original instruction, please read all manual instructions carefully before operating. VEVOR reserves a clear interpretation of our user manual. The appearance of the product shall be subject to the product you received. Please forgive us that we won't inform you again if there are any technology or software updates on our product.

SAFETY INSTRUCTION AND PRECAUTIONS

⚠WARNING:


Read this material before using this product. Failure to do so can result in serious injury.

Assembly precautions

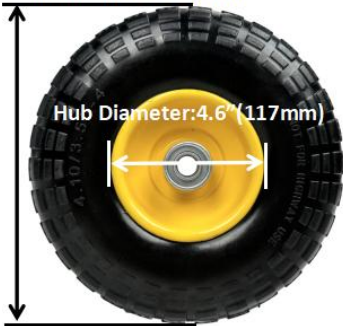
1. Assemble only according to these instructions. Improper assembly can create hazards.
2. Wear ANSI-approved safety goggles and heavy-duty work gloves during assembly.
3. Keep assembly area clean and well lit.
4. Keep bystanders out of the area during assembly.
5. Do not assemble when tired or when under the influence of alcohol, drugs or medication.
6. Weight capacity and other product capabilities apply to properly and completely assembled product only.
7. Assemble on a flat, level, hard and smooth surface capable of safely supporting a fully loaded panel cart.

How to install: (CJPU0080)

Just slide the wheels onto the axles and use the ends of the axles (clamps, nuts or split pins) to close them, and it will work normally.



Diameter:10"(255mm)



Hub Diameter:4.6"(117mm)



Bearing hole0.63"(16mm)

Width:3.22"(82mm)




Hub length:2.125"(54mm)

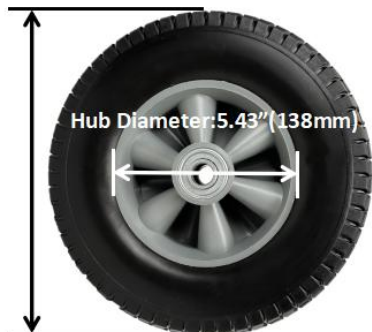


How to install: (CJPU0079)

Just slide the wheels onto the axles and use the ends of the axles (clamps, nuts or split pins) to close them, and it will work normally.



Diameter:10"(254mm)



Bearing hole0.63"(16mm)



Width:2.52"(64mm)



Hub length:2.13"(54mm)



	Items	Description
1	Name	Solid Wheels
2	Model	CJPU0080
3	Parameter	Load(Max):400LBS , Wheel:10"

	Items	Description
1	Name	Solid Wheels
2	Model	CJPU0079
3	Parameter	Load(Max):180LBS , Wheel:10"

MADE IN CHINA

VEVOR[®]
TOUGH TOOLS, HALF PRICE

Technical Support and E-Warranty Certificate
www.vevor.com/support