

# **VEVOR<sup>®</sup>**

**TOUGH TOOLS, HALF PRICE**

Technical Support and E-Warranty Certificate <https://www.vevor.com/support>

## **IRONING BOARD USER MANUAL**

We continue to be committed to provide you tools with competitive price.

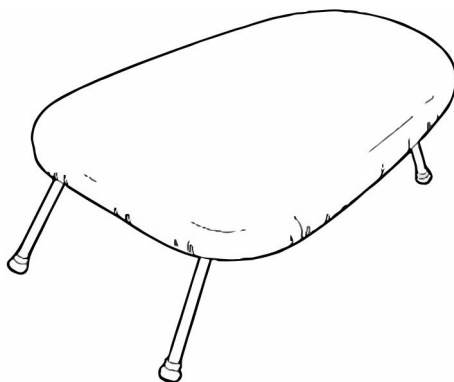
"Save Half", "Half Price" or any other similar expressions used by us only represents an estimate of savings you might benefit from buying certain tools with us compared to the major top brands and does not necessarily mean to cover all categories of tools offered by us. You are kindly reminded to verify carefully when you are placing an order with us if you are actually saving half in comparison with the top major brands.

# VEVOR®

TOUGH TOOLS, HALF PRICE

## Ironing Board

MODEL NO.: P14.523.5D2-12



### NEED HELP? CONTACT US!

Have product questions? Need technical support? Please feel free to contact us:

 [CustomerService@vevor.com](mailto:CustomerService@vevor.com)

This is the original instruction, please read all manual instructions carefully before operating. VEVOR reserves a clear interpretation of our user manual. The appearance of the product shall be subject to the product you received. Please forgive us that we won't inform you again if there are any technology or software updates on our product.

 **WARNING:**

**Please read this manual carefully before using the product. Failure to do so may result in serious injury. SAVE THIS MANUAL**

## **ASSEMBLY PRECAUTIONS**

1. Assemble only according to these instructions. Improper assembly can create hazards.
2. Wear ANSI-approved safety goggles and heavy-duty work gloves during assembly.
3. Keep the assembly area clean and well-lit.
4. Keep bystanders out of the area during assembly.
5. Do not assemble when tired or when under the influence of alcohol, drugs or medication.
6. The product capabilities apply to properly and completely assembled products only.
7. Assemble on a flat, level, hard and smooth surface capable of safely supporting the Ironing Board.
8. For additional information regarding the parts listed in the following pages, please refer to the Assembly Diagram of this manual. Unwrap and separate all parts in a clean work area.

## **USE PRECAUTIONS**

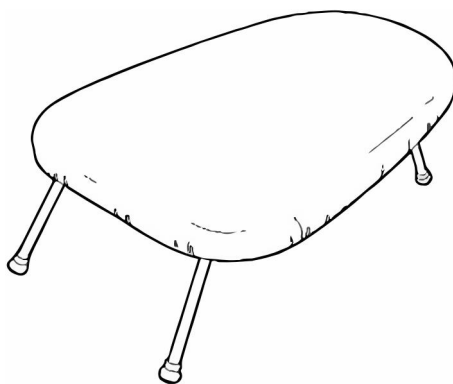
**TO PREVENT SERIOUS INJURY AND DEATH FROM TIPPING:**

- 1. DO NOT SIT OR STAND ON THIS ITEM.**
2. This product is not a toy. Do not allow children to play with or near this item.
3. Do not exceed weight capacities. Please empty Ironing Board before moving.
4. Use only on a flat, level, hard and smooth surface capable of safely supporting a fully loaded Ironing Board.
5. Use as intended only.
6. Inspect before every use. Do not use if parts are loose or damaged.

# TECHNICAL SPECIFICATIONS

Model	P14.523.5D2-12
Main Material	Steel, Dacron
Color	Blue
Product Dimensions(L*W*H)	595*365*187 mm
Packing Size(L*W*H)	630*390*60 mm
Net Weight (kg)	1.25
Gross Weight (kg)	1.65
Max loading (kg)	15

## COMPLETION

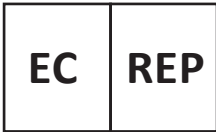


**Address:** Baoshanqu Shuangchenglu 803long 11hao 1602A-1609shi Shanghai

**Imported to AUS:** SIHAO PTY LTD, 1 ROKEVA STREETEASTWOOD NSW 2122 Australia

**Imported to USA:** VEVOR STORE INC, 9448 RINCHMOND PL #E

RANCHO CUCAMONGA, California, 91730 United States of America



SHUNSHUN GmbH  
Römeräcker 9 Z2021,76351  
Linkenheim-Hochstetten, Germany



Pooledas Group Ltd  
Unit 5 Albert Edward House, The Pavilions  
Preston, United Kingdom

**Made In China**

**VEVOR<sup>®</sup>**

**TOUGH TOOLS, HALF PRICE**

**Support and E-Warranty Certificate**

**[www.vevor.com/support](http://www.vevor.com/support)**