

VEVOR[®]

TOUGH TOOLS, HALF PRICE

Technical Support and E-Warranty Certificate www.vevor.com/support

OUTDOOR KITCHEN DRAWERS USER MANUAL

We continue to be committed to provide you tools with competitive price.

"Save Half", "Half Price" or any other similar expressions used by us only represents an estimate of savings you might benefit from buying certain tools with us compared to the major top brands and does not necessarily mean to cover all categories of tools offered by us. You are kindly reminded to verify carefully when you are placing an order with us if you are actually saving half in comparison with the top major brands.

VEVOR®

TOUGH TOOLS, HALF PRICE

Outdoor Kitchen Drawers

MODEL:KM-CTG-2302- (SKU1~SKU18)



Thanks for purchasing one of our products, please read carefully the assembly instructions before the installation.

NEED HELP? CONTACT US!

Have product questions? Need technical support? Please feel free to contact us:

 CustomerService@vevor.com

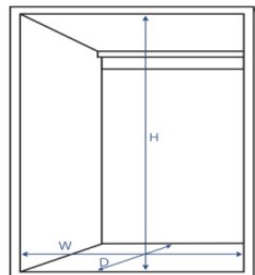
This is the original instruction, please read all manual instructions carefully before operating. VEVOR reserves a clear interpretation of our user manual. The appearance of the product shall be subject to the product you received. Please forgive us that we won't inform you again if there are any technology or software updates on our product.

PRODUCT PARAMETERS

product name:	Outdoor Kitchen Drawers
product material:	Non-magnetic stainless steel
product color:	Stainless steel color
Furniture structure:	Box frame construction
Style positioning:	Economical
Design elenents:	Joining together

ASSEMBLY PRECAUTIONS

1. Assemble needs to follow these instructions. Incorrect assembly can be a hazard.
2. Wear safety goggles and heavy-duty work gloves during assembly.
3. Do not assemble when tired or when under the influence of alcohol, drugs or medication.
4. Keep the assembly area clean and well-lit.
5. Keep bystanders out of the area during assembly.
6. Refer to the installation size of the outdoor cabinet for opening, installation, to ensure the bottom of the level of the installation position, so as not to affect the normal use of the product



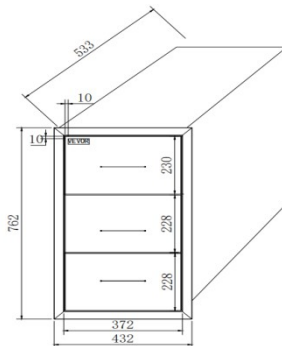
USE PRECAUTIONS



WARNING: TO PREVENT SERIOUS INJURY AND DEATH FROM TIPPING:

1. This product is not a toy. Do not allow children to play with or approach this item.
2. Use as intended only. Do not sit or stand on the product.
3. Inspect before every use. Do not use it if parts are loose or damaged.
4. Use on Kitchen cabinet only and Do not use it alone on the ground or on the desktop.
5. Do not exceed the listed weight capacity. Tighten all knobs securely before applying load. Be aware of dynamic loading! The sudden load movement may briefly create an excess load, causing product failure.

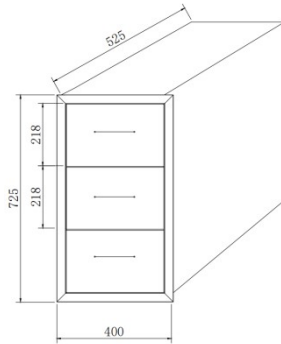
PRODUCT LIST



Model: KM-CTG-2302-SKU1

Product Size (mm) : 432Wx762Hx533D

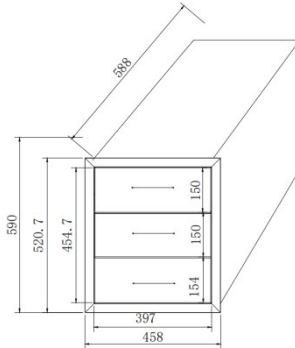
Installation size(mm): 386Wx712Hx515D



Model: KM-CTG-2302-SKU2

Product Size (mm) : 400Wx725Hx525D

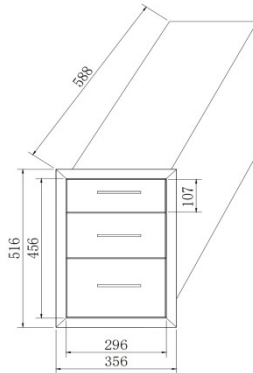
Installation size(mm): 354Wx676Hx530D



Model: KM-CTG-2302-SKU3

Product Size (mm) : 458Wx590Hx588D

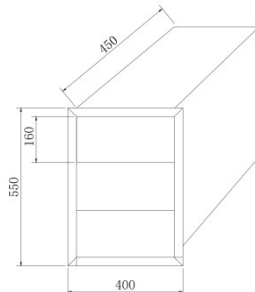
Installation size(mm): 412Wx550 H x 600D



Model: KM-CTG-2302-SKU4

Product Size (mm) : 356Wx588Hx516D

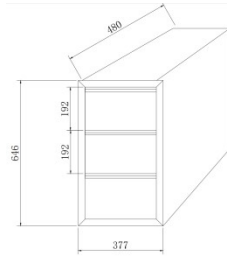
Installation size(mm): 310Wx470Hx590D



Model: KM-CTG-2302-SKU5

Product Size (mm) : 400Wx550Hx450D

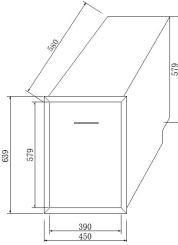
Installation size(mm): 360Wx505Hx460D



Model: KM-CTG-2302-SKU6

Product Size (mm) : 377Wx646Hx480D

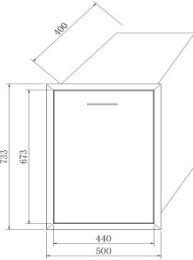
Installation size(mm): 330Wx600Hx490D



Model: KM-CTG-2302-SKU7

Product Size (mm) : 450Wx639Hx580D

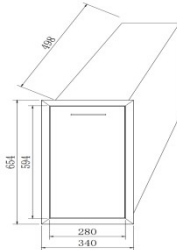
Installation size(mm): 405Wx 590Hx 590D



Model: KM-CTG-2302-SKU8

Product Size (mm) : 500Wx733Hx400D

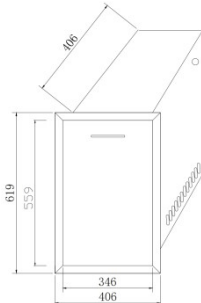
Installation size(mm): 454Wx680Hx410D



Model: KM-CTG-2302-SKU9

Product Size (mm) : 340Wx654Hx498D

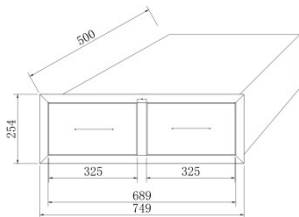
Installation size(mm): 298Wx605Hx508D



Model: KM-CTG-2302-SKU10

Product Size (mm) : 406Wx619Hx406D

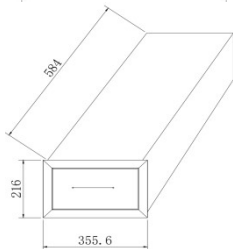
Installation size(mm): 360Wx569Hx416D



Model: KM-CTG-2302-SKU11

Product Size (mm) : 749Wx254Hx500D

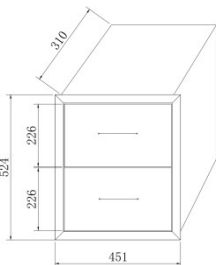
Installation size(mm): 710Wx208Hx530D



Model: KM-CTG-2302-SKU12

Product Size (mm) : 356Wx216Hx584D

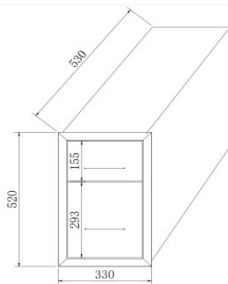
Installation size(mm): 310Wx168Hx595D



Model: KM-CTG-2302-SKU13

Product Size (mm) : 451Wx524Hx310D

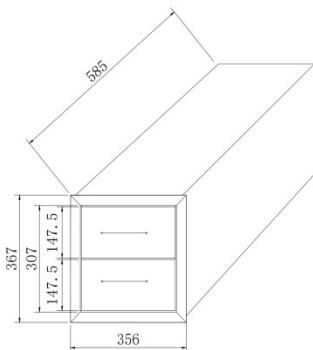
Installation size(mm): 405Wx475Hx325D



Model: KM-CTG-2302-SKU14

Product Size (mm) : 330Wx520Hx530D

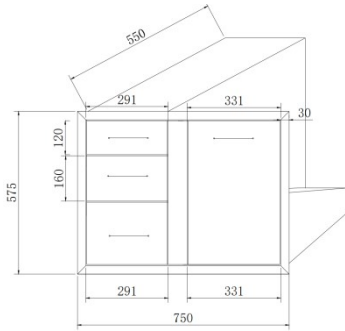
Installation size(mm): 265Wx470Hx540D



Model: KM-CTG-2302-SKU15

Product Size (mm) : 356Wx367Hx585D

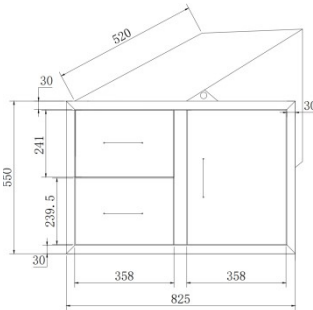
Installation size(mm): 310Wx317Hx600D



Model: KM-CTG-2302-SKU16

Product Size (mm) : 750Wx575Hx550D

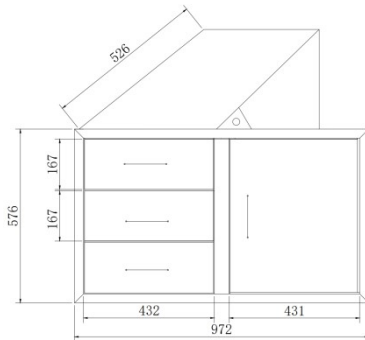
Installation size(mm): 705Wx525Hx565D



Model: KM-CTG-2302-SKU17

Product Size (mm) : 825Wx550Hx520D

Installation size(mm): 780Wx 505Hx 535D



Model: KM-CTG-2302-SKU17

Product Size (mm) : 972Wx576Hx526D

Installation size(mm): 780Wx 505Hx 535D

Cleaning

-For cleaning, wipe the surface with a damp (not wet) cloth or wipe dry with a clean, lint-free cotton cloth

-Window cleaning liquid or a similar cleaning liquid can be used to clean the surface.

**Address: Baoshanqu Shuangchenglu 803long 11hao 1602A-1609shi
Shanghai**

**Imported to AUS: SIHAO PTY LTD, 1 ROKEVA STREETEASTWOOD
NSW 2122 Australia**

**Imported to USA: Sanven Technology Ltd., Suite 250, 9166
Anaheim Place, Rancho Cucamonga, CA 91730**



Pooledas Group Ltd
Unit 5 Albert Edward House, The Pavilions
Preston, United Kingdom



SHUNSHUN GmbH
Römeräcker 9 Z2021, 76351
Linkenheim-Hochstetten, Germany

Made In China

VEVOR[®]

TOUGH TOOLS, HALF PRICE

Support and E-Warranty Certificate

www.vevor.com/support