

VEVOR[®]

TOUGH TOOLS, HALF PRICE

Technical Support and E-Warranty Certificate

www.vevor.com/support

SHOPPING CARTS USER MANUAL

Model: JY-FC2

We continue to be committed to provide you tools with competitive price.

"Save Half", "Half Price" or any other similar expressions used by us only represents an estimate of savings you might benefit from buying certain tools with us compared to the major top brands and does not necessarily mean to cover all categories of tools offered by us. You are kindly reminded to verify carefully when you are placing an order with us if you are actually saving half in comparison with the top major brands.

VEVOR[®]

TOUGH TOOLS, HALF PRICE

SHOPPING CARTS

Model: JY-FC2



NEED HELP? CONTACT US!

Have product questions? Need technical support? Please feel free to contact us:

Technical Support and E-Warranty Certificate
www.vevor.com/support

This is the original instruction, please read all manual instructions carefully before operating. VEVOR reserves a clear interpretation of our user manual. The appearance of the product shall be subject to the product you received. Please forgive us that we won't inform you again if there are any technology or software updates on our product.

SAFETY INSTRUCTIONS

Thank you very much for choosing this SHOPPING CARTS.

- Please read all of the instructions before using it. The information will help you achieve the best possible results.

The products carried in this catalog may be different in color than the actual item.

WARNING:

Read this instruction before using this product. Failure to do so can result in serious injury.

1. Please do not put it near flammable materials.
2. It is forbidden to carry people under any condition.
3. Please pay attention to safety when going up and down stairs.
4. Overload is strictly prohibited.
5. Don't move too fast when passing pothole areas.
6. Use as intended only. Do not stand on the item or use it as a step ladder.
7. This is not a toy, Not for use by children. Do not let children play or jump on the product.

SAVE THESE INSTRUCTIONS

MODEL AND PARAMETERS

Model	JY-FC2
Maximum load bearing capacity (Flat Ground)	198lbs (90kg)
BOX Volume	49L

ASSEMBLY AND USE

1. Take off the front and back wheels.



Fig-1


2. Insert the wheels into the mounting holes in the chassis as shown in the arrows in Fig-2.1, Press the buttons as Fig-2.2 ,until you hear "click" to make sure the wheels are in place .Pressing the buttons can also remove the wheels if it needs to be replaced.



Fig-2.1



Front wheels button



Back wheels button


Fig-2.2

3. When the support legs are opened as Fig-3, the folded car can remain upright.



Fig-3

4. Press the fold/ unfold button on the handle , You can switch to two states: vertical handle and slanting handle as Fig-4.1



Fold/ Unfold button



Vertical handle



Slanting handle

Fig-4.1

Pull out the supporting rods and hold it against the top tray , **load not more than 88lbs(40kg) on the top tray**. The lower surface of the top tray has two guide grooves that provide support rods to support the top tray for balance.

Note: Make sure the top tray border goes into the guide slot as shown in Fig-4.2






Fig-4.2

In large loads, the recommended Slanting handle.

5.How to use brakes: Push down with foot to apply brake. To release brake push up the the brake.



6. The box can be folded for storage. When the box is placed on the top tray, use the tighten button to fix the box as Fig-6. Pay attention to avoid damage caused by the elastic of the button.



Fold box



Unfold box



Tighten button



Fig-6



TROUBLESHOOTING INSTRUCTION

Problem	Reasons	Solution
The wheels do not jam smoothly.	Insufficient lubrication.	Add oil to lubricate the rotating parts.

MAINTENANCE

1. Avoid prolonged exposure to the sun to avoid aging.
2. Avoid the box from cracking due to violent impact when going uphill and downhill.
3. When folded, avoid overweight objects piling up on the shopping cart.

Address: Baoshanqu Shuangchenglu 803long 11hao 1602A-1609shi
Shanghai

Imported to AUS: SIHAO PTY LTD. 1 ROKEVA STREETEASTWOOD
NSW 2122 Australia

Imported to USA: Sanven Technology Ltd.Suite 250, 9166 Anaheim Place,
Rancho Cucamonga, CA 91730

EC	REP	SHUNSHUN GmbH Römeräcker 9 Z2021, 76351 Linkenheim-Hochstetten, Germany
-----------	------------	---

UK	REP	Pooledas Group Ltd Unit 5 Albert Edward House, The Pavilions Preston, United Kingdom
-----------	------------	--

Made In China

VEVOR[®]

TOUGH TOOLS, HALF PRICE

Technical Support and E-Warranty Certificate

www.vevor.com/support